



Floating suction filters

With or without
non-return valve

EN

INSTALLATION INSTRUCTIONS

Floating **fine** suction filters (SAFF)

For the extraction of water out of cisterns, tanks and wells. Also suitable for rivers and lakes with clear water.


Mesh size of the fine filter: **0,3 mm**

Floating **coarse** suction filters (SAGF)

For the extraction of already filtered water out of cisterns or others tanks.

Mesh size of the coarse filter: **1,2 mm**

Floating ball of polyethylene. Filter housing and easy fit hose nozzle of stainless-steel. With or without non-return valve.



Floating **coarse** suction filters (SAGF)

Con-nection	Filter-surface	H x Ø	Floating ball
1"	165 cm ²	110 x 60 mm	Ø 15 cm
1¼"	165 cm ²	110 x 60 mm	Ø 15 cm
1½"	380 cm ²	150 x 100 mm	Ø 15 cm
2"	380 cm ²	150 x 100 mm	Ø 15 cm

Floating **fine** suction filters (SAFF)

Con-nection	Filter-surface	H x Ø	Floating ball
1"	380 cm ²	120 x 120 mm	Ø 15 cm
1¼"	380 cm ²	120 x 120 mm	Ø 15 cm
1½"	800 cm ²	170 x 220 mm	Ø 22 cm
2"	1100 cm ²	235 x 220 mm	Ø 22 cm

made
in
Germany

WISY

Rainwater Harvesting

The suction filters

They consist of a fine or coarse filter mesh with a large surface of stainless steel.

The use of the SAFF or the SAGF increases the working safety of the whole rainwater installation.

The abrasion of the pump is reduced as well as the contamination of the valves in case of suction and pressure.

The large surface area of the SAFF or the SAGF filter gives a very low suction resistance, resulting in the pump developing its optimum degree of effectiveness.

The suction fine filter (SAFF) is especially suitable for water extraction

from water cisterns without any precleaning in the system.

Commercial, cheap non-return valves at the bottom of the suction hoses with little sieves may be a risk for pumps and valve which are down-stream and they might derogate the working safety.

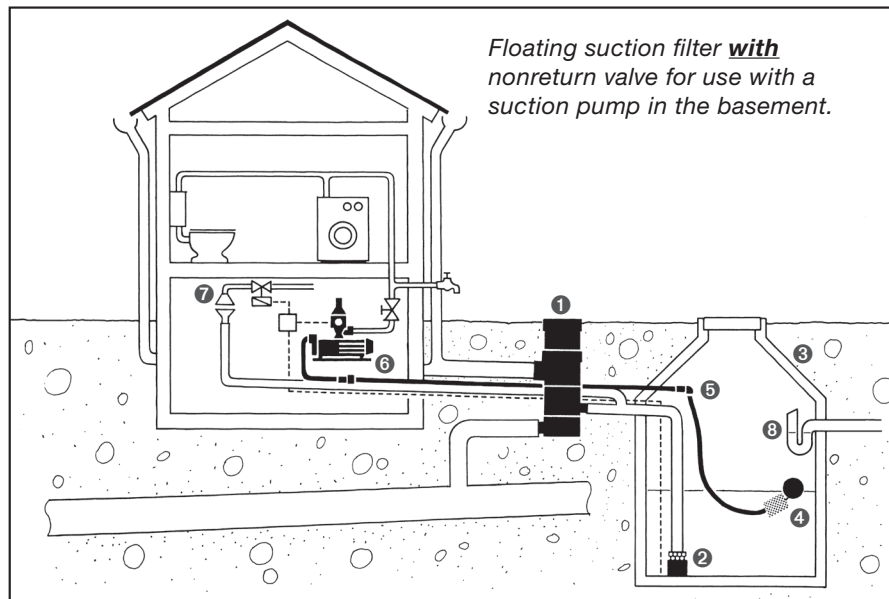
The floating ball allows the suction point to rise and fall with the water and ensures that the water is extracted from where it is cleanest: just below the surface of the water. The filter unit prevents the suction of water from the layer of scum (fatty and small dirt particles) as well as the suction of sand and heavy particles from the soil sediment.

Non-return valve

Especially for use with a suction pump it maintains a permanent column of water in the connecting suction hose up to the pump (image 1), so that a new column of water does not have to be built up each time the pump starts

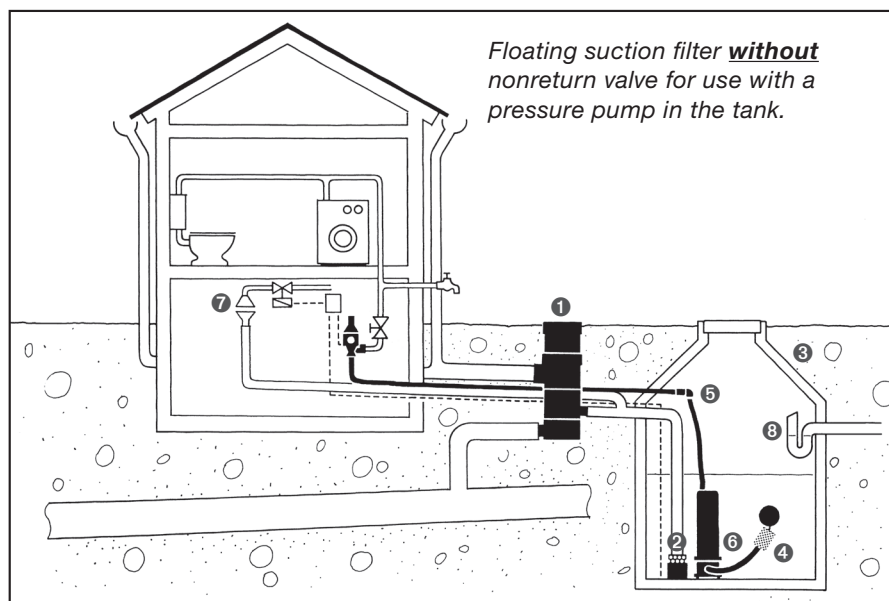
Maintenance

The suction filters should be controlled once a year. When sucking water from rivers, lakes or wells a more frequent inspection is necessary, according to the cleanness of the water. The filter mesh can be cleaned with a brush and a strong water jet.



Sketch (image 1): Installation with a suction pump in the basement.

- 1 Vortex fine filter
- 2 Smoothing inlet
- 3 Storage tank
- 4 Floating suction filter
- 5 Suction hose
- 6 Suction pump **with** automatic switch
- 7 Open water outlet/potable water feed
- 8 Overflow siphon



Sketch (image 2): Installation with a pressure pump in the storage tank.

- 1 Vortex fine filter
- 2 Smoothing inlet
- 3 Storage tank
- 4 Floating suction filter
- 5 Pressure hose
- 6 Submersible pressure pump with automatic switch
- 7 Open water outlet/potable water feed
- 8 Overflow siphon



WISY AG
D-63699 Kefenrod, Oberdorfstraße 26
Telefon +49 (0) 60 54-91 21-0

Fax +49 (0) 60 54-91 21-29
Internet: www.wisy.de
E-Mail: info@wisy.de