



Vortex fine filter WFF 150

Fresh water for the family house, commerce and industry

- For rainwater or process water
- With extension tube and cover
- Low maintenance, because self-cleaning
- Oxygen enrichment
- Accessible housing



**made
in
Germany**

Function and area of application

The vortex fine filter 150 (WFF 150) is usually installed below ground level in the horizontal water pipe. It filters the rainwater and forwards it to the cistern. Its filter insert is made of fine stainless steel mesh with a mesh size of just 0.28 mm. This reliably separates leaves, moss and other debris carried along. A coarser mesh size of 0.44 mm is also available as an option, as is free-standing installation with the wall mountings available as accessories.

The clean rainwater is optimally prepared for storage in the cistern and subsequent use in the washing machine, toilet flushing or for cleaning purposes. All WISY vortex fine filters are also ideal for cleaning process water. Examples of applications can already be found in the paper, textile and food industries.

Rotatable outlet elbow and optional extension tube

The rotatable outlets for flushing water and filtered rainwater create flexibility. The optional extension pipe allows that pipework deep below the surface can also be fitted with the vortex fine filter.

Rainwater filter for installation in horizontal pipes in the ground or for free-standing installation. Optionally with 50 cm extension tube to adapt the inspection opening to the ground level.

Rainwater inlet can be freely rotated. Tested according to ATV: *Suitable for vehicles up to 30 tonnes*. Polypropylene housing.

Filter insert made of Stainless steel, low maintenance. Cleaning in a dishwasher is recommended, interval 2 - 3 times a year. Mesh width of the filter fabric 0.28 mm (standard version) or 0.44 mm. Drainage safety in accordance with DIN EN 12056 / EN 752, complies with DIN 1989.

Drainage capacity

The Vortex Filter WFF 150 can handle all incoming water that is fitting into the pipe. As in all WISY Filter, the open orifice is maintained throughout the filter. There are no constrictions in the crosssection where rainwater can accumulate. Not even in the event of torrential downpours with a high load input. Safe drainage in accordance with DIN EN 12056 / EN 752 is always guaranteed, DIN 1989 is fulfilled.

Connectable roof area

Gradient	1%	2%	3%
Maximum flow rate	12,2 l/s	18,9 l/s	22,3 l/s
Low rainfall intensity up to 100 litres/s x ha	1220 m ²	1890 m ²	2230 m ²
Average rainfall intensity up to 200 litres/s x ha	630 m ²	885 m ²	1095 m ²
High rainfall intensity up to 300 litres/s x ha	420 m ²	591 m ²	729 m ²

The connectable roof area depends on the local rain intensity and the inclination of the incoming pipes.

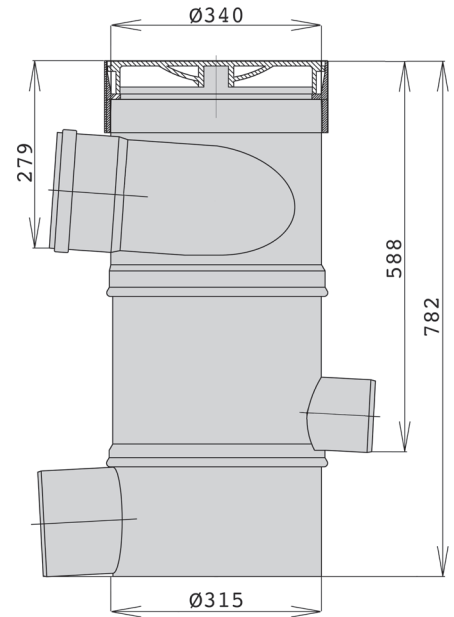

In Central Europe, rainfall intensity is below 15 L / s x ha in over 80% of events.

If the pipe diameter of the duct pipes specified by the architect is also used for the filter, then the filter is always sufficiently dimensioned.

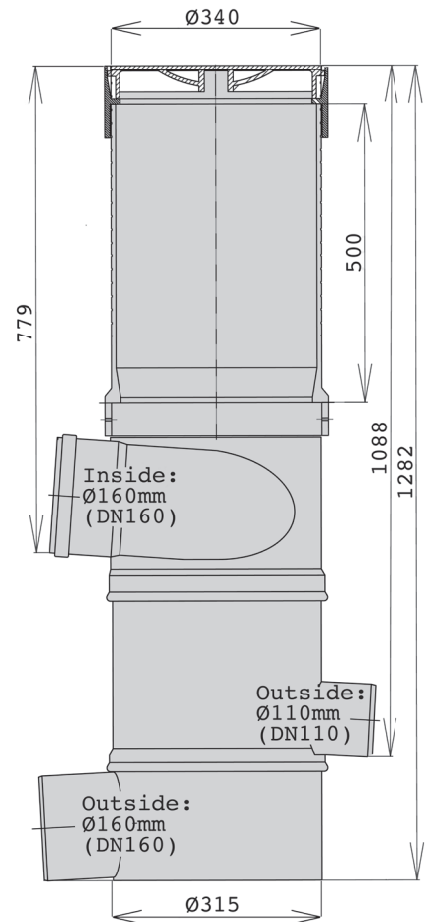
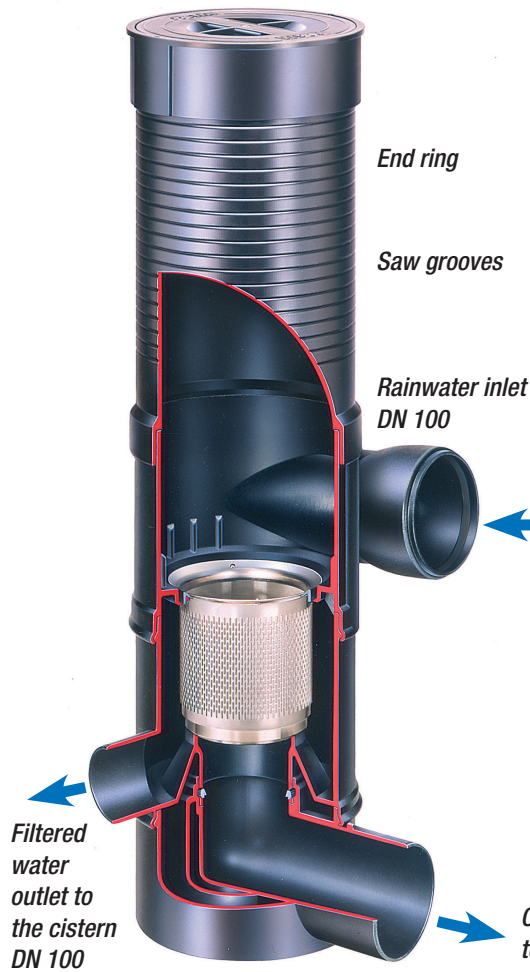
On an annual average 90 % of all incoming rainwater is filtered, and 10 % is used to flush away the dirt.

We recommend the Vortex Filter WFF 150 for roof areas up to 200 m²

WFF 150 without extension tube



WFF 150 with extension tube



WISY AG
 D-63699 Kefenrod, Oberdorfstraße 26
 Telefon +49(0)60 54-91 21-0

Fax +49(0)60 54-91 21-29
 Internet: www.wisy.de
 E-Mail: info@wisy.de