



PRODUCT CATALOGUE

Filtration | Building Services | Rainwater

Edition 26.1

4-STAGE RAINWATER CLEANSING PRINCIPLE
Harvesting rainwater reduces mains
water consumption by:

50 % !

STAGE 1

Vortex Finefilter p. 12



STAGE 4

Overflow siphon p. 52



STAGE 2

Smoothing inlet p. 53



STAGE 3

Floating Fine
suction filter p. 38



 **made**
 **in**
 **Germany**

Bird's eye view of the production plant in Hitzkirchen.



The production shop floor for rainwater filters in Hitzkirchen.



Assembly line for rainwater units.



The founder of the WISY AG Norbert Winkler, ca. 1962. Instead of Nuclear Weapons: Bread for the world



WHO WE ARE

WISY AG has its company headquarters in the Hessian nature recreation area of Vogelsberg. In 1989 Norbert Winkler developed here the first filter collector. This was the beginning of the production of low-maintenance filters with vertical filter mesh.

Today, they are used worldwide in production processes as well as in modern rainwater harvesting systems.

WISY's energy-saving automatic switchgear for water pumps set a new standard for energy consumption in standby mode and can thus contribute to a considerable saving of CO₂

emissions. Separating stations for the connection of process water to the public drinking water network are also part of our range of products. In the use of rainwater, we are the technological leading. We offer the complete system for filtering and storage in four purification stages, as well as all components for pumping and ensuring an uninterrupted water supply.

WISY-quality - Made in Germany.

EXAMPLES OF OUR REFERENCE PROJECTS



A rainwater harvesting system has been installed at **IKEA's premises in Rothenburg** (near Lucerne, Switzerland). The harvested rainwater is used not only to flush toilets, but can also be extracted from taps at various locations in order to irrigate outdoor areas. Collected from around one third of the roof area, the rainwater is piped to three WFF 300 vortex finefilters, cleansed and then stored underground ready for use.



Six pressure-tight WISY vortex filters 300 made of stainless steel filter the rainwater falling on the roof surfaces of the new **Google headquarters in Manhattan**. The former Railway station is converted into a 12 storey office building. The height is about 70 meters. The harvested Rainwater is used to maintain the greenery and for Air conditioning.

Rendering by Cookfox Architects

TABLE OF CONTENTS

WISY FILTERS FOR EVERY APPLICATION	4 - 5	ACCESSORIES FOR WFF 100 AND 150	14 - 15
FILTER COLLECTOR FS	6 - 7	VORTEX FINEFILTER WFF 300	16 - 17
STANDPIPE FILTER COLLECTOR (STFS)	8 - 9	VORTEX FINEFILTER WFF 300, SHORT VERSION	18
LINEAR FILTER 100 STAINLESS STEEL	10	VORTEX FINE FILTER CLEANING NOZZLE	19
LINEAR FILTER 100 K	11	WISY VORTEX-FINEFILTER WFF 300 STAINLESS	20 - 21
VORTEX FINEFILTER WFF 100	12		
VORTEX FINEFILTER WFF 150	13		
4-STAGE CLEANSING PRINCIPLE	22	OPTIMA PLUS RAINWATER UNIT	26
RAINWATER UNITS	23	OPTIMA RAINWATER UNIT	27
MULTIMAT RAINWATER UNIT	24	USE OF RAINWATER IS SAVING CO ₂	28
SIGMA RAINWATER UNIT	25	MAXIMA RAINWATER UNIT	27
ASPRIPLUS SELF-PRIMING PUMP	30 - 31	FLOATING SUCTION FILTER SETS <u>WITH</u> NON-RETURN VALVE	37
MULTIGO SUBMERSIBLE PRESSURE PUMP	32 - 33	FLOATING FINE SUCTIONFILTER (SAFF)	38
PROVEDO SUBMERSIBLE FEED PUMP	34	FLOATING COARSE SUCTIONFILTER (SAGF)	39
ZETA 02 PUMP CONTROLLER	35		
FLOATING SUCTION FILTER SETS <u>WITHOUT</u> NON-RETURN VALVE	36		
SIGURA 9 BREAK TANK	40	MAINS WATER TOP UP SET	42
SIGURA 350 BREAK TANK	41	WISY IS SUPPLYING BERLIN WITH RAINWATER	42
		OPEN MAINS WATER OUTLET	43
RAINCOLLECTOR RS	44	GARDEN RAINWATER SET	48
RAINCATCHER RC	45	BETA SUBMERSIBLE GARDEN PUMP	49
GARDEN RAINWATER COLLECTOR (GRS)	46	MULTI PURPOSE COVER	50
STABILIX RAINWATER BARREL	47		
MULTISIPHON	50 - 51	SUCTION AND PRESSURE HOSES	57
OVERFLOW SIPHON DN 200	52	PRESSURE HOSE ASSEMBLIES	58
SMOOTHING INLET	53	FLEXIBLE TUBES AND CONNECTING PARTS	58
LEVEL INDICATOR	54	WALL AND TUBE BUSHINGS	59
RETENTION REGULATOR	55	TANK SEAL	59
FLOAT SWITCH	56	FITTINGS, SPARE PARTS	60 - 61
HIGH-FLEXIBILITY SUCTION HOSES	57	CABLE COUPLING SETS AND LABELS	62
HOSE NOZZLES	57		
TERMS OF SALES, SUPPLY AND PAYMENT	63		

FILTRATION

RAINWATER UNITS

PUMPS

BREAK TANKS

GARDEN

ACCESSORIES

WFF 100
for pipe diameter DN 110

Page 12



LINEAR 100
for pipe diameter DN 110

Page 11



Industry and Apartment houses

WFF 150
for pipe diameter DN 160

Page 13



WFF 300
for pipe diameter DN 300

Page 16



The roof area that can be connected to a rainwater harvesting system depends on the precipitation rate in the local area. The precipitation values in the tropics, for example, can differ significantly from those in temperate climate zones. The diameter of the drainage pipes specified by the planner is crucial.

Family Homes

STANDPIPE FILTER COLLECTOR STFS
for pipe diameter DN 75 to 110 mm

Seite 8



RAINCOLLECTOR RS
for pipe diameter 75 to 110 mm

Page 44



FILTER COLLECTOR FS
for pipe diameter 75 to 110 mm

Page 6



RainCatcher RC
for pipe diameter 75 to 110 mm

Page 45



GARDEN RAINWATER COLLECTOR
for pipe diameter 75 to 110 mm

Page 46



Garden Irrigation

The WISY filter systems installed in a downpipe, underground or in the tank are an integral component of rainwater harvesting systems.

As a general rule, the roof drain is installed as a „gravity drain system“. The rainwater flows towards the storm drain or soakaway system through gutters, downspouts/downpipes, collecting and underground pipes. It is therefore important to ensure that the cross section of piping in the flow direction of the water is not restricted.

The WISY filter systems installed in the downspout/downpipe or

underground pipe guarantee that water can drain safely away from the roof areas of the building.

At the same time, the drainage pipes and the installed filter systems must be dimensioned to handle the flow rates (or „volumetric flow“) of drainage water from the connected roof areas.

Maximum capacity of filters

Table indicating the drainage capacity of collecting and underground pipes (in which WISY filter systems are installed) in accordance with EN 12056

DN 110 Filter collector FS/STFS, WFF 100, LineAr 100, garden rainwater collector, RainCollector RS	4.2 l/s
DN 160 (WFF 150)	12.8 l/s
DN 300 (WFF 300)	80.6 l/s

For horizontal pipes: The max. flowrates apply at a gradient of 1% slope of the connection pipes and a max. pipe filling level of 70 %.

Using the drainage capacity of collecting and underground pipes as a basis, it is also possible to calculate the max. roof area which can be connected to the system.

Important:

Special installation measures must be taken when WISY filters are installed in pressure drainage systems. Please contact our technical support for further advice!

Efficiency of WISY filter systems

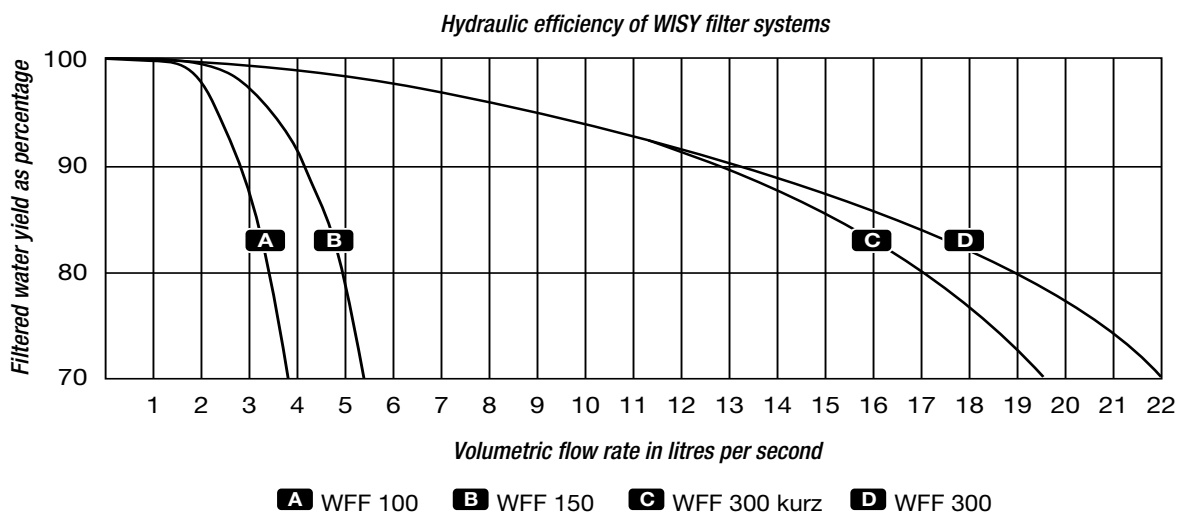
According to WISY's own research, the average efficiency (or „hydraulic efficiency“) of WISY's filter systems is over 0.9 or 90%, i.e. more than 90% of the water flowing into the filter from the roof is filtered before it flows into the storage tank. The remaining water passes into the storm drain or soakaway system with any dirt particles separated out during the cleansing process.

The specified level of hydraulic efficiency refers to around 99% of all rainfall events in Germany and Central Europe. The filter efficiency is lower (around 40-60%) owing to the increased volumetric flow of water in only about 1% of rainfall events.

The majority of individual rainfall events fill the drainage pipes to less than 0.3 or 30%.

Example:

A building with a projected roof area of 500 m² (5382 sq. ft.) for which a WFF 150 is installed. The volumetric flow of water into the WFF is 2.78 l/s during a rain shower of average intensity, i.e. 5 mm/m² in 15 minutes (the same as 5 litres/m² in 15 minutes). In the chart below, this flow rate corresponds to a hydraulic efficiency of over 95%.



- **Drainage safety according to DIN**
- **For rainwater or process water**
- **Made of stainless steel or copper**
- **Easy to retrofit**
- **For downspouts/downpipes in all standard diameters**
- **Low maintenance**
- **Extra large filter surface**
- **Meshsize only 0,28 mm**



Rainwater filters for installation in downpipes made of metal or plastic. Consisting of upper housing, housing pot and filter insert. Housing available in stainless steel (VA) or copper (CU). Filter Insert made of stainless steel, filter mesh size 0,28 mm (0.011 in.), low maintenance. We recommend inspecting the filter insert of the FS filter collector twice a year and clean it in a dishwasher if necessary. Outlet to the rainwater storage tank: DN 50.

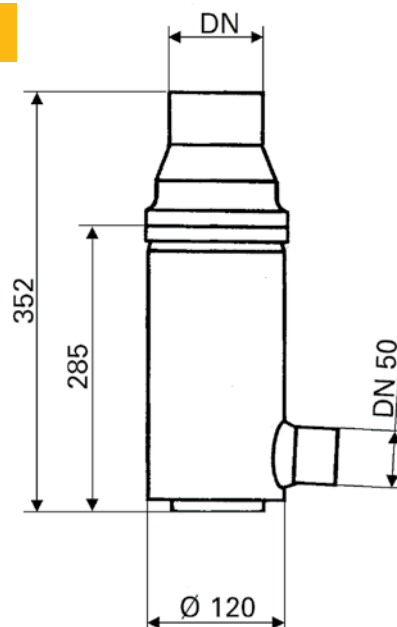
Drainage safety according to DIN EN 12056 / EN 752, complies with DIN 1989.

► *Stainless-steel housings can be installed in zinc or copper downpipes without risk of galvanic action*

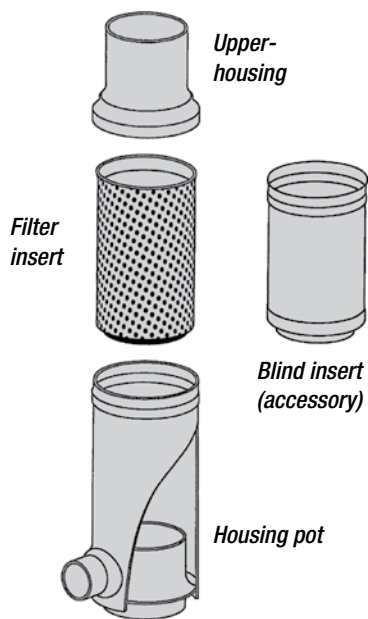
DN 75 bis DN 110



Filter collector FS



For Metal Downpipes		Nominal Size	Outside-Ø Downpipe	Item No.
► <i>Stainless steel housing</i>				
FS 100 VA	DN 100	100 mm	FS 0303	
FS 87 VA	DN 87	87 mm	FS 0302	
FS 80 VA	DN 80	80 mm	FS 0301	
FS 76 VA	DN 76	76 mm	FS 0305	
► <i>Copper housing</i>				
FS 100 CU	DN 100	100 mm	FS 0203	
FS 87 CU	DN 87	87 mm	FS 0202	
FS 80 CU	DN 80	80 mm	FS 0201	
FS 76 CU	DN 76	76 mm	FS 0205	
► <i>Zinc housing on request</i>				
For plastic downpipes		Nominal Size	Outside-Ø Downpipe	Item No.
► <i>Stainless steel housing</i>				
FS 110 VA	DN 110	110 mm	FS 0304	
FS 76 VA	DN 75	75 mm	FS 0305	
► <i>Copper housing</i>				
FS 110 CU	DN 110	110 mm	FS 0204	
FS 76 CU	DN 75	75 mm	FS 0205	



Accessories

Item No.

- ▶ Upper housing, *(please state nominal size)*
 - made of stainless steel (VA) FO 0300
 - made of copper (CU) FO 0200
- ▶ Housing pot, *(please state nominal size)*
 - made of stainless steel (VA) FT 0300
 - made of copper (CU) FT 0200
- ▶ Filter insert coated in titanium nitride for protection against high levels of abrasive stress
 - Mesh size 0.28 mm FE 0400
 - Mesh size 0.44 mm FE 0401

Spare parts

Item No.

- ▶ Filter insert made of stainless steel, *(for all nominal sizes FS / STFA, height 17.5 cm / 6.89 in.)*
 - Mesh size 0.28 mm (0.011 in.) FE 0300
 - Mesh size 0.44 mm (0.017 in.) FE 0301

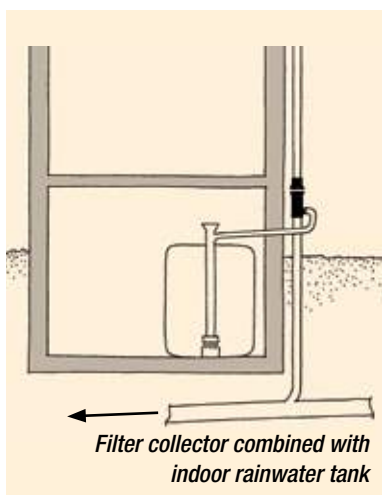
Accessories

Item No.

- ▶ Blind insert made of stainless steel (VA), *for all nominal sizes* BE 0301
Ensures the direct flow of water to the sewer or to infiltration, during winter operation or during maintenance work
- ▶ Rainwater barrel connecting hose, 1¼".
Connects Filter Collector FS to a rainwater barrel, UV-resistant plastic spiral hose with tension ring (for black color) or hose clamp (for white and grey color)



- black, 75 cm 15803
- black, 150 cm 15814
- white, 45 cm 15813
- grey, 75 cm 15823



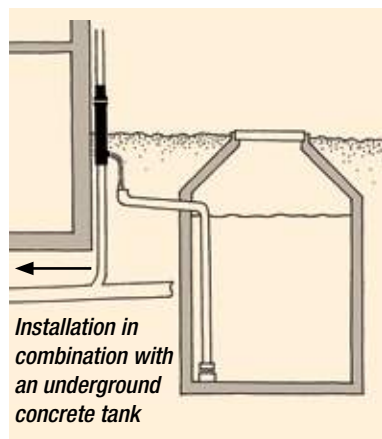
Mount Fuji Mautstation: The Hakone Skyline View Road offers a magnificent view of Japan's sacred mountain Mount Mount Fuji. For only eight months of the year the road is opened. At the beginning of the highest section is a toll station, connected with rest- and toilet facilities. Water is supplied by rainwater. Six FS filter collectors are installed



STANDPIPE FILTER COLLECTOR (STFS)

FILTRATION

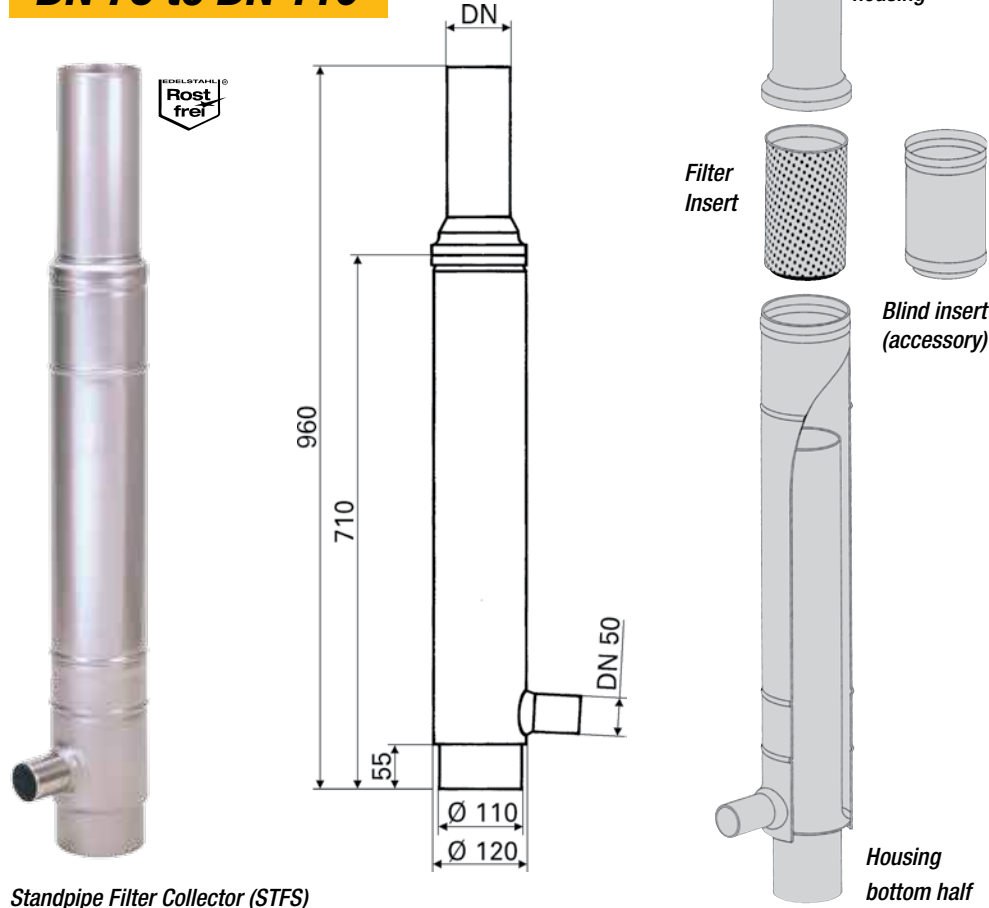
- Drainage safety according to DIN
- For rainwater or process water
- Stainless steel
- Standpipe and filter in a single unit
- For downspouts/downpipes in all standard diameters
- Low maintenance



Rainwater filter and standpipe in one component for installation in the rainwater downpipe or underground, functions as both standpipe and filter collector, prevents backflow. Consisting of upper housing, housing pot and filter collector. All parts made of stainless steel. Filter mesh size 0.28 mm (0.011 in.), extreme low maintenance. Outlet to the rainwater storage tank: DN 50. Outlet to storm drain for sewer pipe: DN 100. Inspection is recommended 2 times per year. When necessary it is easiest to clean the filter insert in a dishwasher.

Drainage safety according to DIN EN 12056 / EN 752, complies with DIN 1989.

DN 75 to DN 110



Standpipe Filter Collector (STFS)

For Metal Downpipes	Nominal Size	Outside Ø-Downpipe	Item No.
▶ STFS 100 VA	DN 100	100 mm	SF 0303
▶ STFS 87 VA	DN 87	87 mm	SF 0302
▶ STFS 80 VA	DN 80	80 mm	SF 0301
▶ STFS 76 VA	DN 76	76 mm	SF 0305

For plastic downpipes	Nominal Size	Outside Ø-Downpipe	Item No.
▶ STFS 110 VA	DN 100	110 mm	SF 0304
▶ STFS 76 VA	DN 75	75 mm	SF 0305

Accessories	Item No.
▶ Stainless-steel standpipe clip with screw (Ø 10mm x 120 mm) and 2 x dowel. For secure attachment.	SF 0310



**LEED-Gold-Certified:
Bishop Building**

on the south campus of Saint Francis Hospital in Tulsa (Oklahoma, USA) is awarded by the U.S. Green Building Council with LEED Gold Certification (Leadership in Energy and Environmental Design). The local rainwater is cleansed by three WFF 300 vortex finefilters, stored in a 190 m³ cistern and used for irrigation.



The WFF 300 vortex finefilter.

The rainwater flows into the filter unit through an above ground pipe that exits directly from the building wall. The outlets for the filtered water and the residual dirty water are installed below ground.

**Setia Headquarters,
Kuala Lumpur, Malaysia.**

This building is the administrative headquarters of a major construction company. Rainwater is collected on the top floor, immediately below the roof of the building. It is filtered by three WFF 300 vortex finefilters. The filtered water then flows into a 240 m³ tank which is also located on the top floor. The water harvested by this system is used to irrigate the gardens and flush toilets. It is also used to supplement the cooling water for the air-conditioning system.



LINEAR FILTER 100 STAINLESS STEEL

- Drainage safety according to DIN
- Only 5 cm height difference between inlet and outlet
- For installation in storage tank
- Made of stainless steel
- Easy to retrofit
- Low maintenance thanks to vertical filter mesh



Sophisticated design

WISY's LineAr 100 rainwater filter has a vertical filter mesh. Leaves, moss and other suspended particles are simply flushed past the filter into the drain outlet. The pipe diameter is not narrowed throughout the LineAr 100 rainwater filter. Even a tennis ball washed off the roof by rain can pass unhindered through the filter housing.



The filter insert is easy to remove for cleaning.



- 1 Stainless steel housing
- 2 Stainless steel filter insert
- 3 Rainwater inlet socket DN 100
- 4 Outlet to rainwater tank
- 5 Soakaway or storm drain outlet

LineAr filter

Item No.

- LineAr 100 rainwater filter. 5 cm (2 in.) height difference between rainwater inlet and rainwater outlet. Filter body and filter element made of stainless steel 1.4301, filter mesh size 0.44 mm (0.017 in.).

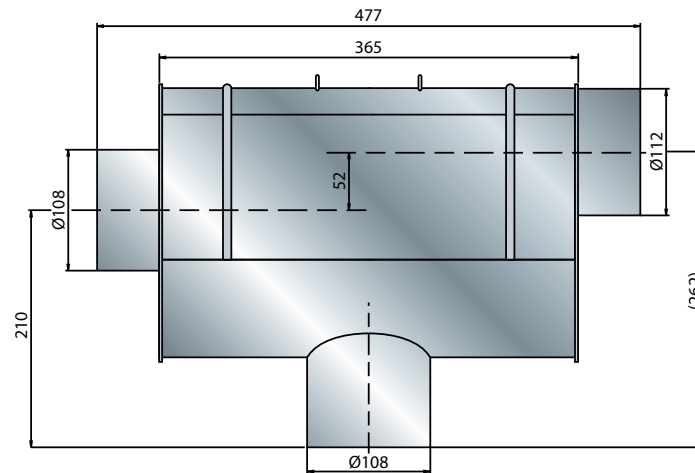
LF 1100

Spare parts

Item No.

- Filter insert made of stainless steel, mesh size 0.44 mm (0.015 in)

LE 0301



All dimensions specified in mm

Technical data

Height difference between rainwater inlet and soakaway or storm drain outlet	5 cm (2 in.)
Filter mesh size	0.44 mm (0.017 in.)
Water yield at 1.4 l/sec	> 90 %
Maintenance intervals	2 to 3 times per year
Diameter of connecting pipes inlet socket, drain pipe	DN 100

- Drainage safety according to DIN
- Only 5 cm height difference between inlet and outlet
- For installation in storage tank
- Self-cleaning, vertical filter mesh
- Horizontally aligned pipes DN 100
- Rainwater for toilet flushing, washing machine and garden



The filter insert is easy to remove for cleaning.


Minimum height difference, straight piping

Whether for new builds or retrofits: The space-saving LineAr filter 100 K is easy to plan and can be installed without any extra excavation work. There are just five centimeters height difference between the rainwater inlet and the dirty water outlet.

Thanks to this minimal height difference, the LineAr filter 100 K is extremely easy to integrate into existing pipework. It can even be placed directly inside a rainwater storage tank without changing the gradient of existing piping.



Particles are flushed past the vertical filter mesh and cannot stick to it. Water is filtered sideways by inherent adhesion power.



LineAr-Filter

Item No.

- ▶ LineAr Filter 100 K. 52 mm (2 Inch) height Difference between Rainwater Inlet and rainwater outlet. .
Filter element made of stainless steel, meshsize 0,44 mm.

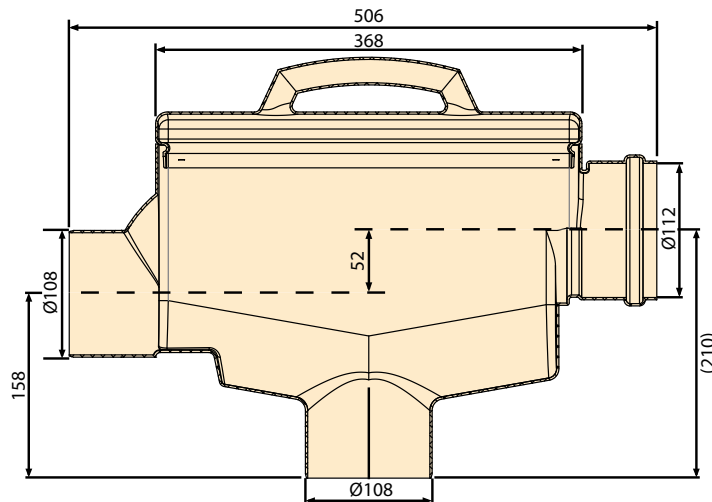
LF 1200

Spare parts

Item No.

- ▶ Filter element made of stainless steel, meshsize 0,44 mm

LE 0303



All dimensions specified in mm

Technical data

Height difference between rainwater inlet and soakaway or storm drain outlet	52 mm
Filter mesh size	0,44 mm
Water yield at 1,4 l/sec.	> 90 %
Maintenance intervals	2 to 3 times per year
Diameter of connecting pipes Inlet socket Drain pipe	DN 110



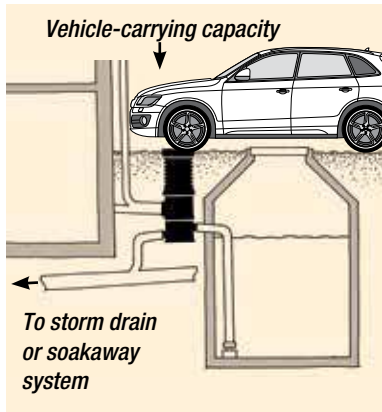
- 1 Filter housing
- 2 Filter insert
- 3 Rainwater inlet DN 110
- 4 Outlet to rainwater tank (filtered water) DN 110
- 5 Outlet DN 110 to soakaway or storm drain
- 6 Housing cover

VORTEX FINEFILTER WFF 100

- Drainage safety according to DIN
- For rainwater or process water
- With extension tube and cover
- Self-cleaning capability reduces maintenance

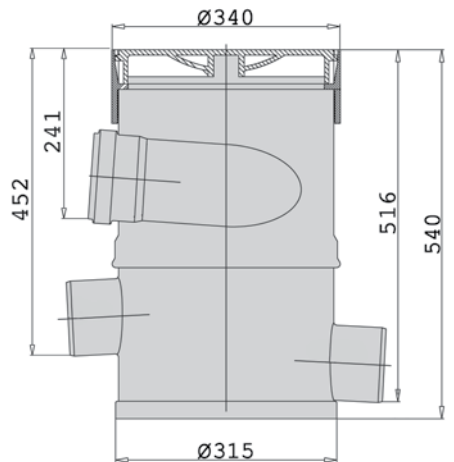
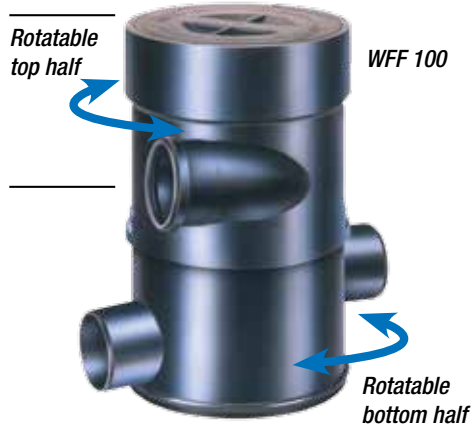


30t vehicle-duty capacity
 Tested to German standard ATV:
 Vehicle-duty capacity up to 30t
 (DIN 1072/SLW 30)

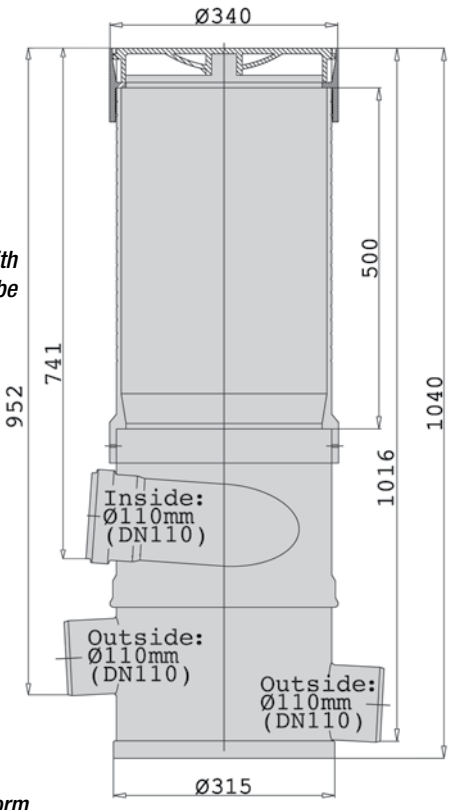


Rainwater filter for installation in horizontal rainwater pipes underground or in the open air (e.g. for industrial applications). Optionally available with 50 cm (1.6 ft.) extension tube for raising the inspection opening to ground level. Freely rotatable rainwater inlet. Tested to German standard ATV: Vehicle-duty capacity up to 30 t. Polypropylene housing (PP). Stainless steel filter insert, low-maintenance. Inspection is recommended 2 times per year. When necessary it is easiest to clean the filter insert in a dishwasher. Filter mesh size 0.28 mm (0.011 in.) (basic version) or 0.44 mm (0.017 in.). Drainage safety according to DIN EN 12056 / EN 752, complies with DIN 1989.

WFF 100 without extension tube



WFF 100 with extension tube



Vortex Fine Filter WFF 100 **Item No.**

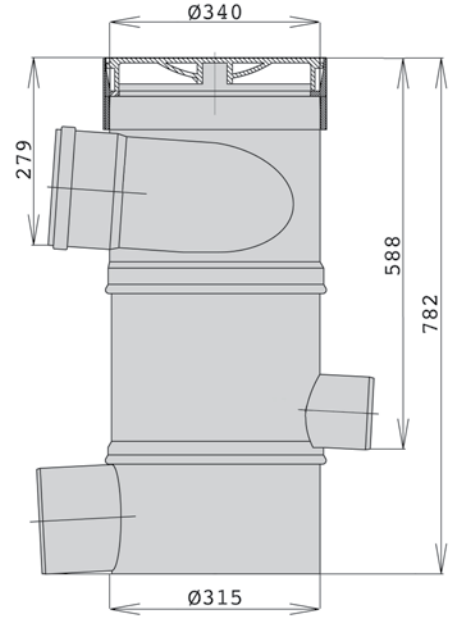
consists of housing, end ring with housing cover and lifting handle (30 cm/11.8 in.) in the following versions:

- | | | |
|--------------------------|-----------------------------------|---------|
| ▶ With extension tube | filter insert 0.28 mm (0.011 in.) | WF 2011 |
| ▶ With extension tube | filter insert 0.44 mm (0.017 in.) | WF 2012 |
| ▶ Without extension tube | filter insert 0.28 mm (0.011 in.) | WF 2002 |
| ▶ Without extension tube | filter insert 0.44 mm (0.017 in.) | WF 2001 |

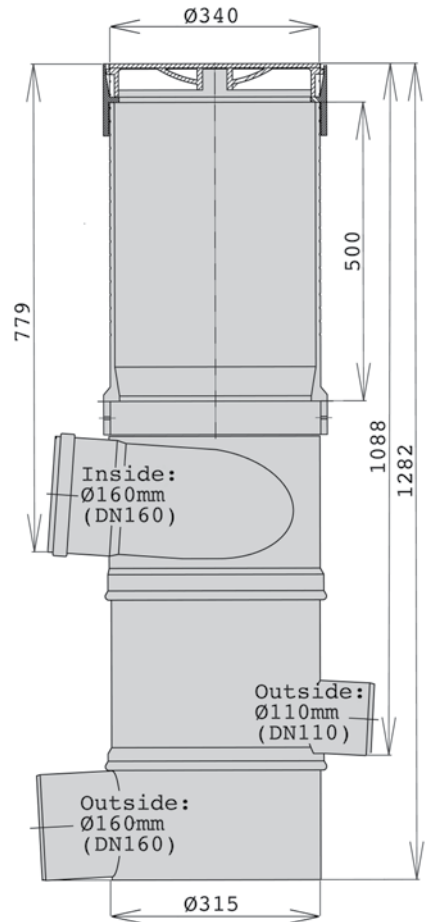

- Drainage safety according to DIN
- For rainwater or process water
- Direction of inlets and outlets can be freely rotated
- With extension tube and cover
- Self-cleaning capability reduces maintenance



WFF 150 without extension



WFF 150 with extension tube


















Vortex Fine Filter WFF 150

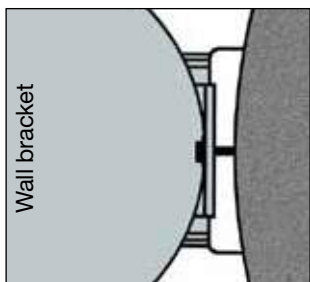
Item No.

consists of housing, end ring with housing cover and lifting handle (30 cm/11.8 in.) in the following versions:

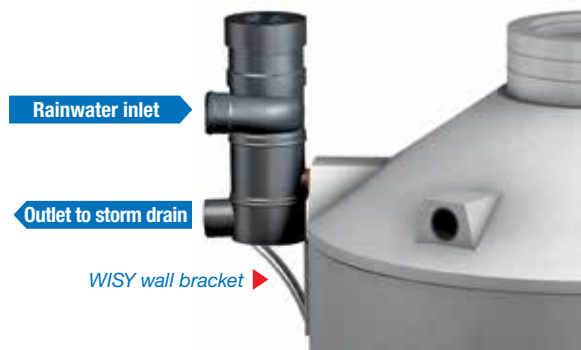
- | | | |
|--------------------------|-----------------------------------|---------|
| ▶ With extension tube | filter insert 0.28 mm (0.011 in.) | WF 1011 |
| ▶ With extension tube | filter insert 0.44 mm (0.017 in.) | WF 1012 |
| ▶ Without extension tube | filter insert 0.28 mm (0.011 in.) | WF 1002 |
| ▶ Without extension tube | filter insert 0.44 mm (0.017 in.) | WF 1001 |

ACCESSORIES FOR WFF 100 AND 150

Spare Parts for WFF 100 and 150		Item No.
	▶ Housing cover	WN 1002
	▶ End ring	ZW 1000
	▶ Filter insert WFF 100, made of stainless steel (VA), height 15.5 cm (6.10 in.) Mesh size 0.28 mm (0.011 in.)	WE 0305
	▶ Filter insert WFF 100, made of stainless steel (VA), height 15.5 cm (6.10 in.) Mesh size 0.44 mm (0.017 in.)	WE 0306
	▶ Filter insert WFF 150, made of stainless steel (VA), height 21.5 cm (8.46 in.) Mesh size 0.28 mm (0.011 in.)	WE 0300
	▶ Filter insert WFF 150, made of stainless steel (VA), height 21.5 cm (8.46 in.) Mesh size 0.44 mm (0.017 in.)	WE 0301
Accessories for WFF 100 and WFF 150		Item No.
	▶ Filter insert for WFF 100 with titanium nitride coating for industrial applications, height 15.5 cm (6.10 in.) Mesh size 0.28 mm (0.011 in.)	WE 0402
	▶ Filter insert for WFF 100 with titanium nitride coating for industrial applications, height 15.5 cm (6.10 in.) Mesh size 0.44 mm (0.017 in.)	WE 0403
	▶ Filter insert for WFF 150 with titanium nitride coating for industrial applications, height 21.5 cm (8.46 in.) Mesh size 0.28 mm (0.011 in.)	WE 0404
	▶ Filter insert for WFF 150 with titanium nitride coating for industrial applications, height 21.5 cm (8.46 in.) Mesh size 0.44 mm (0.017 in.)	WE 0405
	▶ Stainless-steel lifting handle (VA) to lift out filter insert for maintenance Length 30 cm (11.8 in.) (<i>standard</i>) Length 63 cm (2 ft.) Length 100 cm (3.3 ft.)	WA 0301 WA 0302 WA 0303
	▶ Cut-away sample of WFF 100, prepared for demonstration purpose	WS 2001
	▶ Cut-away sample of WFF 150, prepared for demonstration purpose	WS 1001
	▶ Stainless-steel wall bracket for concrete rainwater storage tank	WH 0400
	▶ Additional extension tube length 50 cm (1.6 ft.) made of polypropylene (PP) to raise the inspection opening to ground level. The extension tubes are fitted with a collar to fit the filter housing. Cutting lines around outer circumference make it easy to cut the tube accurately to the required mounting depth.	WV 1010



For secure attachment: The wall bracket can fit any curvature of storage tank.





▶ Stainless-steel wall-mounting bracket for installing filter on a vertical wall

WH 0303



▶ Blind insert made of stainless steel
Ensures direct throughflow of water to the storm drain or soakaway system, during winter operation or maintenance
for WFF 100 height 15,5 cm (6.1 in.)
for WFF 150 height 21,5 cm, (8.5 in.)

BE 0305


BE 0302



▶ Stainless-steel soakaway strainer
For trapping the fine and coarse dirt from the rinsing and excess water if the water is released into an underground soakaway system rather than a storm drain. meshsize 3 mm (0,12 in.)
for WFF 100, height 8.5 cm (3.3 in.)
for WFF 150, height 18.5 cm (7.28 in.)

VS 0304

VS 0301



The Vortex Finefilter WFF 150 in operation at a car wash in Washington USA

VORTEX FINEFILTER WFF 300

- Drainage safety according to DIN
- For rainwater or process water
- Optionally with sealed plastic cover
- Optional vehicle duty up to 60t
- DN 300 pipe connection
- Self-cleaning capability reduces maintenance



Rainwater filter for installation underground or above ground (e.g. for industrial applications). Vehicle-duty capacity tested to German standard ATV: Vehicle-duty capacity up to 60 t depending on cover version. Polypropylene housing (PP). Stainless steel filter insert. Filter mesh size 0.38 mm (0.015 in.). Consists of housing, plastic or steel cover, low maintenance filter insert, baseplate and 50 cm lifting handle. Drainage safety according to DIN EN 12056 / EN 752, complies with DIN 1989.



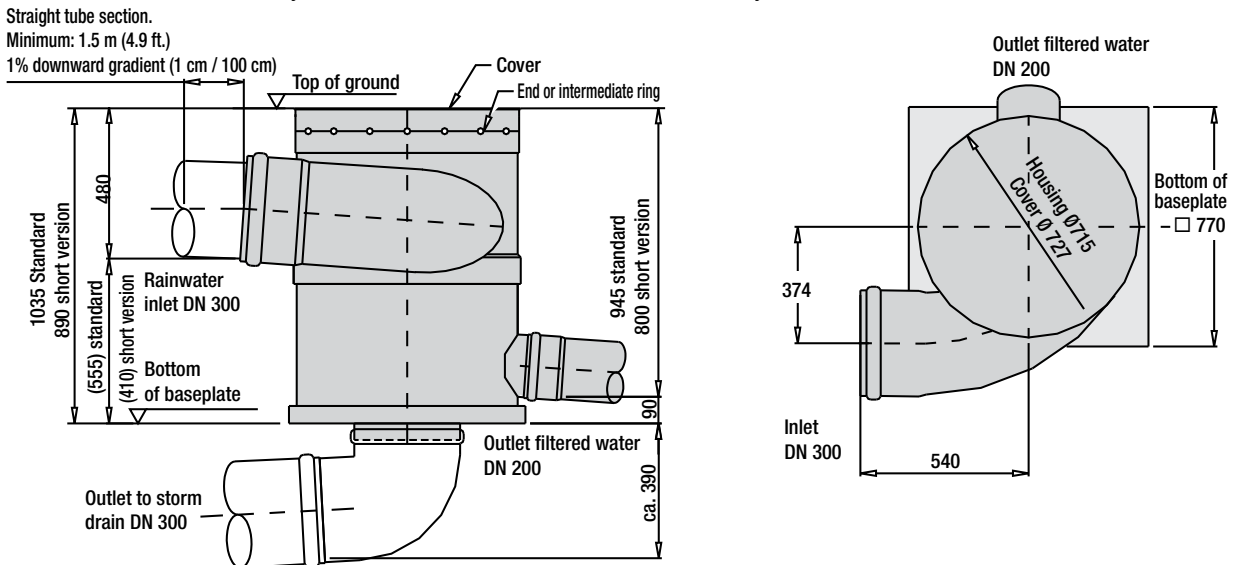
60t vehicle-duty capacity
 Tested to German standard ATV:
 Vehicle-duty capacity up to 60t
 (DIN 1072/SLW 60)

Vortex Fine Filter WFF 300

Item No.

- ▶ WFF 300 with sealed plastic cover, vehicle duty for vehicles with a weight of max. 2,4 tons (600kg per wheel) recommended in all cases of indoor installation WF 3010
- ▶ WFF 300 with steel Cover, Vehicle duty, for vehicles with a weight of max. 12 tons. (acc. to DIN 1072) recommended for outdoor and underground Installation WF 3011
- ▶ WFF 300 with steel Cover, Vehicle duty, for vehicles with a weight of max. 60 tons. (acc. to DIN 1072) recommended for outdoor and underground Installation WF 3001

Note: When installing the WFF 300, make sure that the rainwater is admitted to the filter through a straight tube section of at least 1.5 metres (4.92 ft.) in length. The tube should be installed with a downward gradient of about 1 cm per meter. To ensure optimum operation of the system, this tube section must not include any elbows or deflections.



Spare Parts

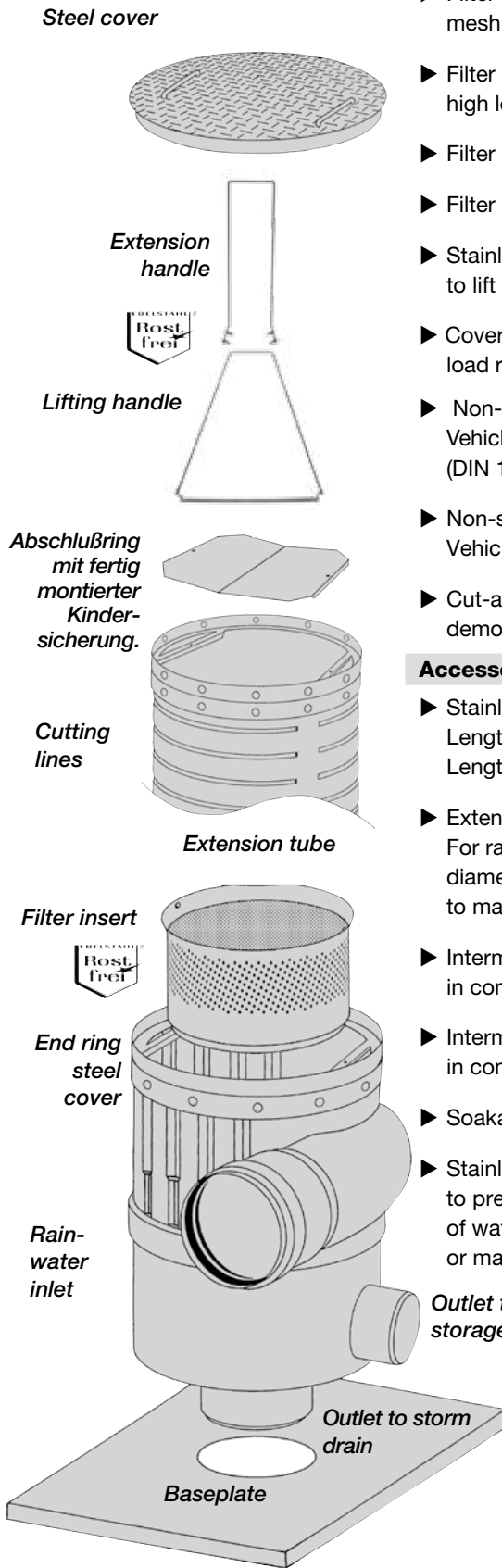
Item No.

- ▶ Filter insert made of stainless steel, mesh size 0.38 mm (0.015 in.) WE 0307
- ▶ Filter insert for WFF 300 coated in titanium nitride for protection against high levels of abrasive stress, height 27.5 cm WE 0406
- ▶ Filter insert for WFF 300, short version, height 20.5 cm WF 0310
- ▶ Filter Insert for WFF 300 meshsize 0,18 mm (180µm) WE 0311
- ▶ Stainless-steel lifting handle, length 50 cm (1.6 ft.), to lift out filter insert for maintenance. WA 0305
- ▶ Cover made of plastic, with Rubber sealing, and flange ring, load rate 600 kg. Diameter 700 mm (27,6 in) WF 4030
- ▶ Non-slip steel cover Vehicle-duty capacity up to 12 t (DIN 1072/SLW12) WF 4011
- ▶ Non-slip steel cover Vehicle-duty capacity up to 60 t (DIN 1072/SLW60) WF 4001
- ▶ Cut-away sample of WFF 300, prepared for demonstration purpose WS 3001

Accessories

Item No.

- ▶ Stainless-steel extension handle
Length 50 cm (1.6 ft.) WA 0307
Length 100 cm (3.3 ft.) WA 0309
- ▶ Extension tube (PE), black
For raising inspection opening to ground level, diameter 70 cm (2.3 ft.), length optional up to max. 140 cm (4.6 ft.), price per 10 cm WV 1030
- ▶ Intermediate ring, required to connect the extension tube in combination with steel cover RS 1020
- ▶ Intermediate ring, required to connect the extension tube in combination with plastic cover RS 1060
- ▶ Soakaway strainer (not illustrated) VS 0310
- ▶ Stainless-steel blind insert to prevent water inflow to the storage tank. Ensures direct throughflow of water to the storm drain or soakaway system, during winter operation or maintenance BE 0306



VORTEX FINEFILTER WFF 300, SHORT VERSION

- Drainage safety according to DIN
- For rainwater or process water
- Optionally with sealed plastic cover
- Optional vehicle duty up to 60 t
- DN 300 pipe connection
- Self-cleaning capability reduces maintenance
- Difference in height (between inlet and horizontally deflected outlet) is 145 mm less than on the standard version

The difference in elevation between the rainwater inlet and outlet is only 800 mm, i.e. 145 mm less than the standard WFF 300 model. The short version of the WFF 300 is available with two different cover designs.



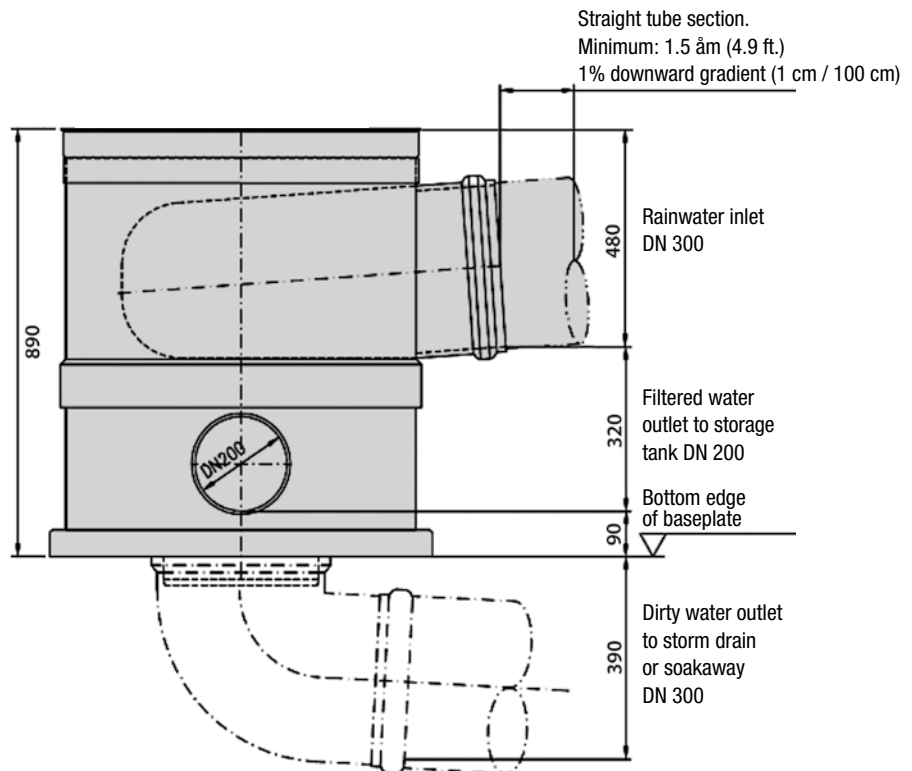
Comparison - short version on left and standard version on right

Vortex finefilter short	Item No.
▶ WFF 300 short, with sealed plastic cover, recommended in all cases of indoor installation	WF 3020
▶ WFF 300 short with steel cover, vehicle duty capacity up to 12 t acc. to DIN 1072 to (acc. to DIN 1072) recommended for outdoor and underground Installation	WF 3021
▶ WFF 300 short with steel Cover, Vehicle duty, for vehicles with a weight of max. 60 tons. (acc. to DIN 1072) recommended for outdoor and underground Installation	WF 3023


For accessories see previous page, WFF 300.



The WFF 300 (short version) in a metro station in Kuala Lumpur



- **For industrial applications**
- **Designed for continuous duty**
- **No additional water consumption, filtered water is used in cleaning process**



A vortex fine filter equipped with the fully automatic cleaning nozzle is capable of performing extremely challenging tasks in water recycling or separation plants. This nozzle cleans the filter with a fine water spray. The filter surface is kept clean for long periods without any need for maintenance.

The spraying device for the WFF 100 and WFF 150 vortex finefilters is installed in an external shaft extension above the filter. The spraying device for WFF 300 can be installed directly in the filter housing.

The cleaning nozzle operates fully automatically. In terms of cleaning, the filter is virtually maintenance-free. The service life of the filter is extended, while the consumption of fresh and wastewater and the energy usage associated with the process are minimized. For operating the cleaning nozzle, the submersible pressure pump Multigo is suitable. (page 32, not included in the scope of delivery). The cleaning nozzle has an 1" Outside thread for the connection to pressurized water.



Cleaning nozzle for Vortex Finefilter WFF 300

Cleaning Nozzle	Item No.
▶ WFF 100 cleaning nozzle	SC 1000
▶ WFF 150 cleaning nozzle	SC 2000
▶ WFF 300 cleaning nozzle	SC 3000

Cleaning of water coming from the manufacture of concrete blocks located in Clermond Ferrand, France



VORTEX FINEFILTER WFF 300 STAINLESS

- **Drainage safety according to DIN**
- **For Rainwater or industrial process water**
- **Applicable everywhere where overflowing of fluids must be prevented**
- **In- and outgoing pipes with Ø 300mm flanges**



Our rainwater and industrial Vortex finefilters WFF 300 VA are made of stainless steel. stainless steel. Due to the unique arrangement of the filter fabric, they have a high self-cleaning effect and can be self-cleaning effect and can therefore be operated almost continuously without the need to the process has to be interrupted cyclically.

They are designed for unpressurised flowing media and can be used everywhere where filtered or solids have to be concentrated in liquids.

Capacity

The filter is designed for a flow velocity of up to 1.6 m/s. The nominal flow rate is 13 litres per second and results in 90% filtered water and 10% residual and rinsing water. The rinsing water is used to clean the screen and to continuously remove the solids. The maximum flow rate is 80.6 litres per second.

Housing

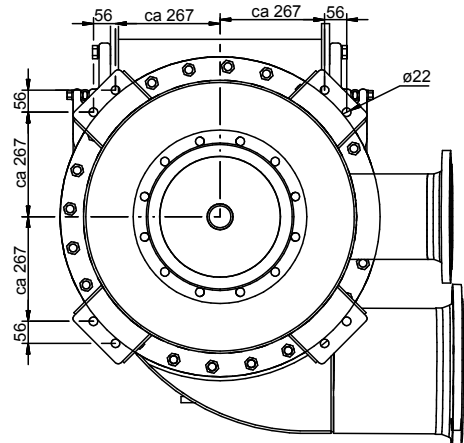
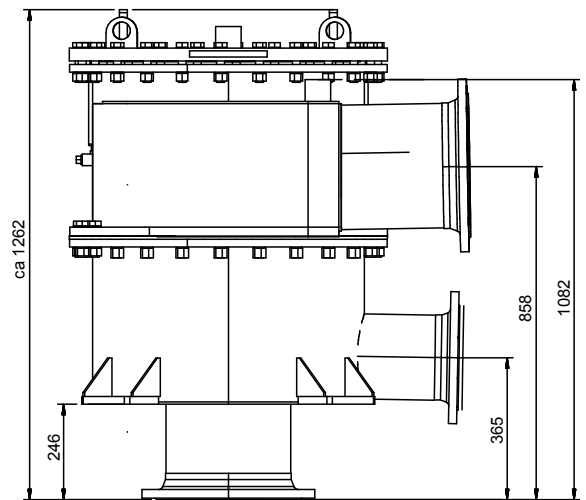
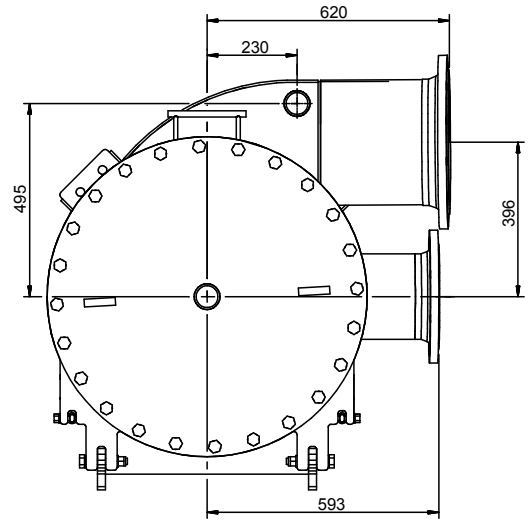
The housing of the filter WFF 300 stainless consists of consists of an upper and a lower part. This allows easy adjustment of the direction between the liquid inlet and filtrate outlet in 15° steps. Flange connections according to DIN or ANSI are provided for the pipe. Housing and filter insert are made of stainless steel V2A. For foodgrade conditions or for acidic media a version made of V4A is available.

Cover

The Cover is made of the same stainless steel as the housing. It is leak-proof up to a up to a pressure of 6 bar. By help of two gas-springs the lid can be easily be operated with one hand..

Filter insert

The filter insert is made of stainless steel In the standard version it has a mesh size of 0.38 mm; other widths are available. Particles larger than the the mesh size are carried by the rinsing water downwards to the outlet. For special applications e.g. with abrasive solids the filter insert can be coated with titanium nitride coating. This increases the service life and material strength.



Technical Data

filtration rate at 1,6 m/s und 13 l/s	> 90 %
Meshsize	0,18 mm meshsize
	0,38 mm meshsize
	Others on request

Connections

Horizontally incoming water:	DN 300 PN 10 DIN 2632/C EN 1092-1/B1 Typ 11
Horizontally outgoing filtered water:	DN 200 PN 10 DIN 2632/C EN 1092-1/B1 Typ 11
Vertically outgoing dirt and rinsing water:	DN 300 PN 10 DIN 2632/C EN 1092-1/B1 Typ 11

Material

Housing, Cover, Filter Insert Stainless steel:	1.4301 optional 1.4571
Filter insert for abrasive application:	optional coating with Titan-Nitrite

**WFF 300 stainless
with open Cover**



**WFF 300 stainless
with closed Cover**



Vortex finefilter WFF 300 stainless


- ▶ 6 bar, 380 µm, two part housing
- Other model sizes and connection diameters on request

Item No.

WF 3031

4-STAGE RAINWATER CLEANSING PRINCIPLE

RAINWATER UNITS



Harvesting rainwater reduces mains water consumption by:

50%!

- WC: 30 %
- Laundry: 13 %
- Garden irrigation: 5 %
- Cleaning: 2 %

STAGE 1

Filtering with WISY vortex finefilter with separation of dirt particles and oxygen enrichment

STAGE 2

WISY smoothing inlet prevents resuspension of sediment and distributes the fresh, oxygen-rich water in the storage tank

STAGE 3

Water is extracted with the WISY floating suction filter suspended at the optimum height

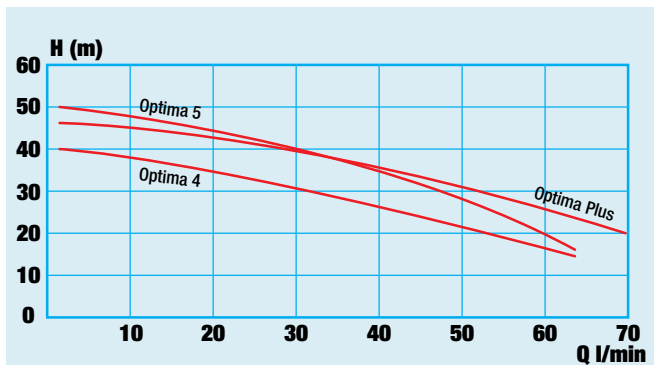
STAGE 4

Overflow with skim effect, odour seal, vermin guard and backflow prevention with WISY multisphon

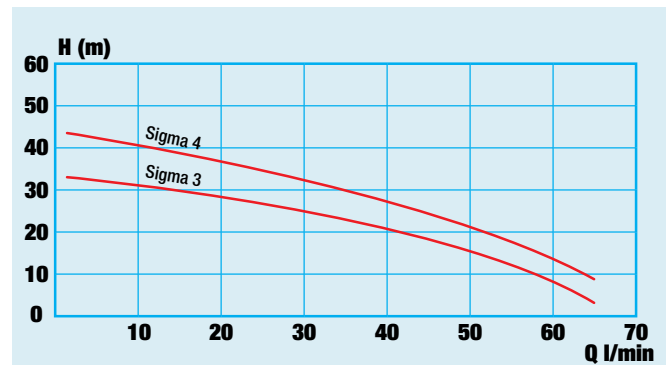
	MULTIMAT	SIGMA	OPTIMA	OPTIMAPLUS	MAXIMA
ADVANTAGES	No pump noises	Easy installation	Increased pressure	Strong tank pump	For big buildings
PIPE BETWEEN STORAGE TANK AND RAINWATER UNIT	up to 20 m	up to 12 m	up to 20 m	up to 50 m	Acc. to requirements
PUMP CONTROLLER ZETA 02	✓	✓	✓	✓	✓
PUMP IN THE TANK	-	✓	✓	✓	✓
PUMP IN RAINWATER UNIT	✓	-	✓	✓	✓
INTEGRATED TANK VOLUME	-	9 litres	9 litres	9 litres	350 litres
MAINS WATER TOP-UP INTO	Storage tank	Top-up tank	Top-up tank	Top-up tank	Top-up tank
PRESSURE INDICATOR	✓	✓	✓	✓	✓

All WISY Rainwater units including efficient ZETA 02 pump controller

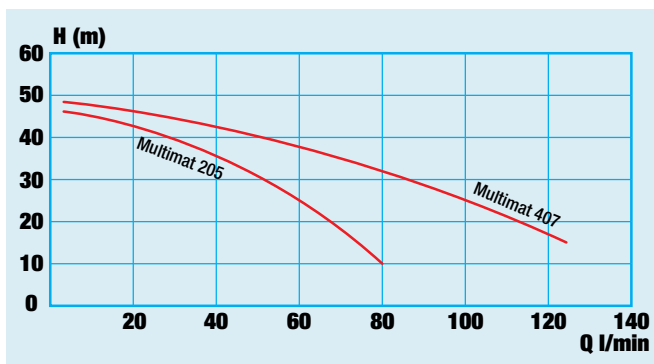
OPTIMA (PLUS) Operating characteristic at 2900 rpm



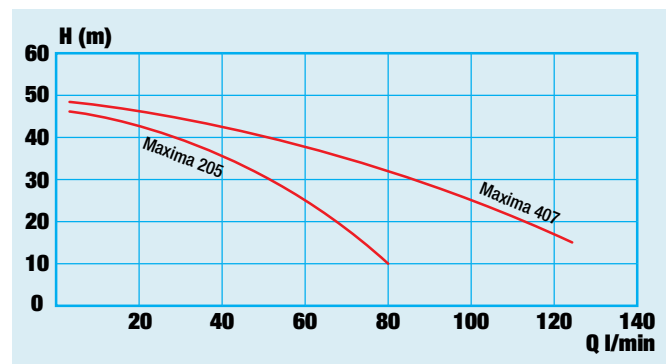
SIGMA Operating characteristic at 2900 rpm



MULTIMAT Operating characteristic at 2850 rpm



MAXIMA Operating characteristic at 2850 rpm



MULTIMAT RAINWATER UNIT

- **Extremely compact**
- **No pump noise indoors**
- **High-performance submersible pressure pump for pumping water from the storage tank directly to the appliances**
- **Regulation-compliant mains water top-up of storage tank with type AA open outlet**
- **With ZETA 02 pump controller: Less than 0.2 watts in standby mode**

The Multimat rainwater unit uses a submersible pressure pump to pump rainwater out of the storage tank and feed it under pressure into the rainwater supply circuit. It controls the rainwater system, monitors the fill level of the storage tank and automatically tops up the rainwater storage tank with mains water when required.

Control unit and mains water top-up indoors



Dimensions of the Multimat wall unit (in mm): W 310 x H 310 x D 150

The Multimat rainwater unit operates with two separate cables between the storage tank and the wall unit. This arrangement makes the system easy to install and ensures lasting operational reliability. Two sockets must be provided by the client.



Multimat rainwater unit

Item No.

- ▶ Multimat with submersible pressure pump Multigo 205, max. delivery rate 80 l/min., max. delivery head 48 m RW 9025
- ▶ Multimat with submersible pressure pump Multigo 407, max. delivery rate 125 l/min., max. delivery head 49.4 m RW 9047

The scope of supply consists of:

Wall unit in the house with:

- Pump controller Zeta 02, cut-in pressure 1.5 bar with pressure gauge and operating state indicator
- Open mains water outlet with solenoid valve, 1/2" connecting hose made of special-purpose rubber with stainless-steel braiding, ball valve with dirt trap
- Wall bracket made of stainless-steel with fixings
- Labelling set
- Cover

Storage tank equipment with floating fine suction filter:

- Multi-stage submersible pressure pump Multigo with stainless-steel baseplate (22 cm x 22 cm/8 in. x 8 in.), 20 m connecting cable and 3 m lifting strap. With 1" nozzle and backflow prevention valve at discharge end
- Float switch, with switch lever and clamp with 20 m cable
- Adapter plug
- Floating suction filter made of stainless steel, mesh size 0.3 mm (0.01 in.), with 1 m (3,3 ft.) highly flexible suction hose. Diameter 1"

Recommended Accessories

Item No.

- ▶ Tank connection Set for Multimat and Optima
 - Pressure hose 1" flexible Length 3 m (in tank)
 - 2 x PE pipe connection in brass 90° 32mm x 1" Nozzle (1x in tank, 1 x in house)
 - 4 x Hose clamp stainless steel 1"
 - connection hose 50 cm with stainless steel braiding, 1" Nozzle and 1" union nut. (in house)
 additionally required on site: PE pipe from tank to house OA 1002
- ▶ Hose connection Set with two stainless steel braided hoses 3/4" with pressed fittings ready to connect to the wall unit. Length 0,5 m (1,64ft.) 2 ball valves with 3/4" inside thread, one of them with dirt trap. RW 7800
- ▶ flexible tube DN 50 25m roll WD 2000
- ▶ Adapter for flexible tube to tundish WD 2021
- ▶ Wall bushing with seven bores: for pressure 33 mm, for mains water feed 50 mm, for electric cable 1 x 16 mm, 3 x 10 mm, 1 x 6 mm WD 2110

- **Compact and economical**
- **Suction pump in wall unit for pumping water from rainwater storage tank to appliances**
- **Automatic switchover between rainwater and mains water depending on availability (manual switchover possible)**
- **Regulation-compliant mains water top-up with open outlet in the integral top-up tank**
- **With ZETA 02 pump controller: Less than 0.2 watts in standby mode**

Fully automatic rainwater unit for supplying a single-family home with rainwater.

The unit draws rainwater from a storage tank and feeds it under pressure into the rainwater supply circuit. The unit controls the entire rainwater supply system, checks the fill level of the storage tank and automatically switches over to mains water operation when required. Supplied ready to connect.

Sigma with cover



*Dimensions of the Sigma wall unit (in mm):
W 500 x H 510 x D 315*

Sigma without cover



Sigma rainwater unit

Item No.

- | | |
|---|---------|
| ▶ Sigma 3, delivery head max. 34 m, delivery rate max. 66l/min without level indicator | RZ 1003 |
| ▶ Sigma 4, delivery head max. 44 m, delivery rate max. 66l/min. without level indicator | RZ 1004 |

The scope of supply consists of:

- Self-priming Aspri Plus pump and pump controller, available in two different versions (3 or 4 bar), with optional level indicator
- Pressure gauge (pressure indicator)
- DIN-compliant mains water top-up function, integral 9-litre top-up tank
- Cover
- Float switch for controlling top-up with mains water, cable length 15 metres
- Labelling set

Recommended accessories

Item No.

- | | |
|--|---------|
| ▶ SIGMA Cistern Connection Set (1")
Consists of floating fine suction filter SAFF with non-return valve, 10 m flexible suction hose, 2 stainless steel hose clamps and 1 hose connector. | SA 1002 |
| ▶ Hose connection Set with two stainless steel braided hoses 3/4" with pressed fittings ready to connect to the wall unit.
Length 0,5 m (1,64ft.) 2 ball valves with 3/4" inside thread, one of them with dirt trap | RW 7800 |
| ▶ Wall bushing WD 100 contains four bores:
1 x 36 mm (1.4 in.) / 2 x 10 mm (0.4 in.) / 1 x 6 mm (0.2 in.) | WD 1100 |

OPTIMA PLUS RAINWATER UNIT

- For large distances or height differentials from rainwater storage tank to wall unit
- Doubly reliable: Separate pumps for rainwater or mains water operation
- Regulation-compliant mains water top-up with open outlet in integral top-up tank
- With ZETA 02 pump controller: Less than 0.2 watts in standby mode

The rainwater unit combines all components essential for operation in a single device. Pumps the rainwater out of the storage tank over long distances and large height differentials and feeds it under pressure into the rainwater supply circuit. Controls the entire rainwater system, monitors the fill level of the storage tank and automatically tops up with mains water in the wall unit when required.

OptimaPlus with cover



Dimensions of the OptimaPlus wall unit (in mm):
W 500 x H 510 x D 315

◀ 0,3 m

OptimaPlus

Item No.

- ▶ OptimaPlus, max. delivery 70 l/min, max. delivery height 47 m, max pressure 4,7 bar (see diagram page 23) with 25 m cable extension
- with 50 m cable extension

RW 9825
RW 9850

The scope of supply consists of:

Wall unit in the house with:

- Non-self-priming, multi-stage centrifugal pump, max. feed pressure 4.7 bar
- Pump controller Zeta 02, cut-in pressure 1.5 bar with pressure gauge and operating state indicator
- Automatic mains water top-up
- Operating state indicator for mains
- Cover, wall-mounting bracket
- Labelling set

Storage tank equipment with:

- Multigo 205 multi-stage submersible pressure pump, max. feed pressure 4.7 bar with 3.5 m connecting cable (4-core), 1" nozzle with non-return valve at discharge end, 3 m lifting strap
- Stainless-steel baseplate 22 cm x 22 cm (8 in. x 8 in.) for Multigo
- Stainless-steel float switch with switch lever and clamp
- Stainless-steel fine suction filter, mesh size 0.3 mm (0.01 in.) with 0.75 m (2.46 ft.) highly flexible suction tube
- 22 m (72.9 ft.) cable extension (4-core) with connector and coupling IP 68



Included in the scope of supply: hose protecting nozzle with integrated non-return valve

optional 25m or 50 m ▶

3,5 m ▶



- **Convenient solution for single-family/two-family homes**
- **Pressure stabilized by two pumps: Loading pump in the rainwater storage tank, and pressure pump in the wall unit**
- **Automatic switchover between rainwater and mains water depending on availability**
- **Regulation-compliant mains water top-up with open outlet in the integral top-up tank**
- **With ZETA 02 pump controller: Less than 0.2 watts in standby mode**

The rainwater unit combines all components essential for operation in a single device. Pumps the rainwater out of the storage tank and feeds it under pressure into the rainwater supply circuit. Controls the entire rainwater system, monitors the fill level of the storage tank and automatically tops up with mains water in the wall unit when required.

Optima rainwater unit with cover



*Dimensions of the Optima wall unit (in mm):
W 500 x H 510 x D 315*

Optima without cover



Loading pump Provedo VX for Optima 4 and 5



Optima with loading pump and floating filter SAFF

Item No.

- ▶ Optima 4, with 4 bar system pressure, max. delivery rate 70 l/min. without level indicator RW 9924
- ▶ Optima 5, with 5 bar system pressure, max. delivery rate 70 l/min. without level indicator RW 9925

The scope of supply consists of:

Wall unit in the house with:

- non-self-priming, multi-stage centrifugal pump
- Pump controller Zeta 02, cut-in pressure 1.5 bar with pressure gauge
- Automatic mains water top-up by 9 l top-up tank
- Cover, wall-mounting bracket
- Labelling set

Storage tank equipment with:

- Provedo VX submersible pressure pump with fixed vertical float switch, 20 m connecting cable, 1" nozzle at discharge end with non-return valve, 3 m lifting strap and hook with screw thread
- Stainless-steel baseplate 22 cm x 22 cm (8 in. x 8 in.) for submersible pressure pump
- Stainless-steel floating fine suction filter, mesh size 0.3 mm (0.01 in.), with 1 m (3,3 ft.) flexible suction tube

Accessories for all Optima units

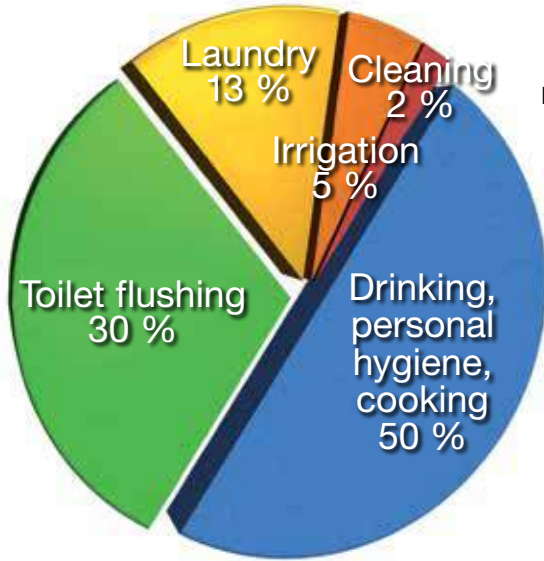
Item No.

- ▶ Tank connection Set for Multimat and Optima
 - Pressure hose 1" flexible Length 3 m (in tank)
 - 2 x PE pipe connection in brass 90° 32mm x 1" Nozzle (1x in tank, 1 x in house)
 - 4 x Hose clamp stainless steel 1"
 - connection hose 50 cm with stainless steel braiding, 1" Nozzle and 1" union nut. (in house)
 additionally required on site: PE pipe from tank to house OA 1002
- ▶ Hose connection Set with two stainless steel braided hoses 3/4" with pressed fittings ready to connect to the wall unit. Length 0,5 m (1,64ft.) 2 ball valves with 3/4" inside thread, one of them with dirt trap. RW 7800
- ▶ Wall bushing WD 100 contains four bores: 1 x 36 mm (1.4 in.) / 2 x 10 mm (0.4 in.) / 1 x 6 mm (0.2 in.) WD 1100

USING HARVESTED RAINWATER REDUCES CO₂ EMISSIONS

Using harvested rainwater reduces CO₂ emissions:
560,000 tonnes in Germany

RAINWATER UNITS

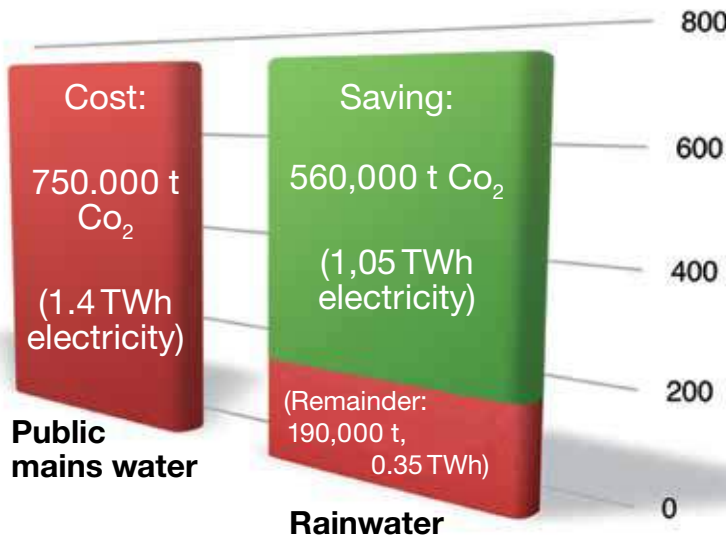
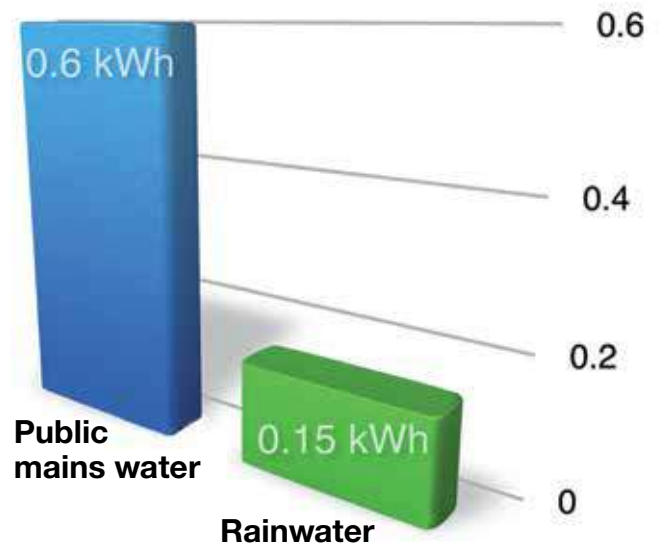


Public water utilities supply approximately 4.6 billion cubic metres of mains water per year to domestic households and small businesses.¹ But only half this volume of water needs to be of drinking water quality.

By using rainwater to flush toilets, do the laundry or household cleaning, or irrigate the garden, a domestic household could reduce its drinking water consumption by up to 50 %. The savings potential in the public domain is even higher.

The treatment and transportation of drinking water is a costly business. It uses approximately 0.6 kWh of electricity per cubic metre.² By contrast, it takes only 0.15 kWh of electricity to pump rainwater from a storage tank to the extraction points.³

The annual savings potential⁴ for German households with respect to the supply of water for toilet flushing, laundry, household cleaning and garden irrigation is as follows:



Reducing consumption of drinking water also achieves savings in terms of the technical and chemical processes required to purify the water of:

- Pharmaceutical residues (hormones, antibiotics, contrast agents)
- Fertilisers and nitrates
- Pesticides and fungicides

¹ Public Water Supplies by Federal State, German Federal Statistical Office, 2012

² Towards efficient use of water resources in Europe, page 21, European Environment Agency, 2012

³ WISY AspriPlus rainwater unit 15/3, power consumption: 600 watts, delivery rate: 65/min.

⁴ German energy mix 2010: 546g CO₂ per kWh. Development of specific carbon dioxide emissions of the German energy mix over the time period 1990 to 2012, page 1, Federal Environment Agency

- **Extremely reliable water supply thanks to 350 litre buffer volume**
- **System supplied ready to connect, no electrical work required**
- **Automatic regulation-compliant mains water top-up with type AA open outlet in hybrid tank**
- **With ZETA 02 pump controller: Less than 0.2 watts in standby mode**



Hybrid unit indoors

Large hybrid unit ensures high supply capacity

Combines all components required to operate the rainwater supply system according to the two-pressure-pump principle.

Rainwater is pumped by the submersible loading pump out of the storage tank to the buffer tank of the indoor hybrid unit.

A submersible loading pump inside the buffer tank supplies rainwater to appliances. The buffer tank of the unit is directly topped up with mains water, buffer storage volume 350 l for high consumption peaks. Complies with DIN 1989 and DIN EN 1717

Maxima	No. of consumers (guide value)	Maximum delivery rate	Maximum delivery head
205	2 to 4 households	80 l/min.	48 m (480 kPa)
407	4 to 8 households Commerce + industry	120 l/min.	49 m (480 kPa)



Submersible loading pump in storage tank

Maxima rainwater unit

- ▶ Maxima 205
- ▶ Maxima 407

Item No.

- ZE 9901
- ZE 9903

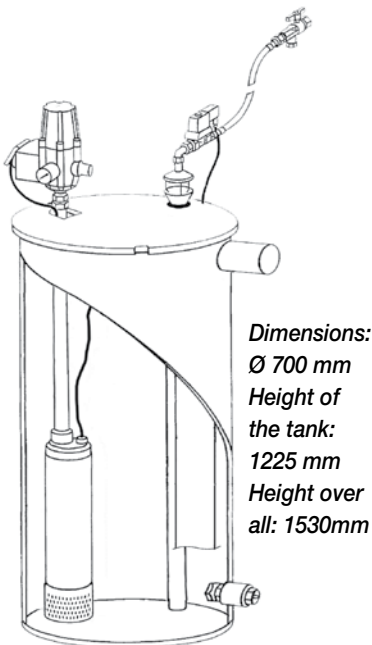
The scope of supply consists of:

Indoor hybrid unit with:

- Capacity 350l (92.5gallons with emergency overflow) 110 mm (3.9 in.)
- Multigo 205 or 407 multi-stage submersible loading pump with rubber feet
- Pump controller Zeta 02/V with pressure gauge
- Electronic control unit
- Automatic mains water top-up
- Open mains water outlet (1/2" for Maxima 205, 3/4" for Maxima 407), with solenoid valve, ball valve and dirt trap
- Drain valve 1/2"
- Non-return valve in rainwater inlet
- hose connection Set for Maxima, consists of connection hose 0,5m with 1" union nut, brass ball valve
- Labelling set

Storage tank equipment with:

- Provedo VX submersible loading pump with fixed vertical float switch, 20 m connecting cable, 1 1/4" nozzle at discharge end with non-return valve (ST1011), stainless steel base plate, 3 m lifting strap and hook with screw thread
- Stainless-steel baseplate 22 cm x 22 cm (8 in. x 8 in.) for submersible loading pump
- Stainless-steel floating fine suction filter, mesh size 0.3 mm (0.01 in.), with 0,75 m (2.5 ft.) flexible suction tube all necessary connection parts.



Dimensions:
Ø 700 mm
Height of the tank: 1225 mm
Height over all: 1530mm



Non-return valve

Accessories

- ▶ Non-return valve for the event that the water level in the storage tank can rise above the centre line of the indoor buffer storage tank. The non-return valve closes the inlet to the buffer storage tank. The inlet is opened again only if the storage tank pump is switched on. This system prevents the unintentional inflow of rainwater from the storage tank into the buffer storage tank through the full inlet hose, comprises: Solenoid valve 1 1/4" cable, 1.5 m (4.92 ft.) long and adapter
- ▶ Connection socket with output to the building management system gives signal in case of malfunction, overflow or lack of water. switches 12 - 230 Volt

Item No.

- SV 1501
- FU 2101

ASPRIPLUS SELF-PRIMING PUMP

- **+ PLUS +++**
Dirt trap, screw connection and rubber feet
- **Preassembled**
ready for installation
- **Pump technology**
with 30-year
successful track
record
- **Energy-efficient:**
Less than 0.2 watts
in standby mode

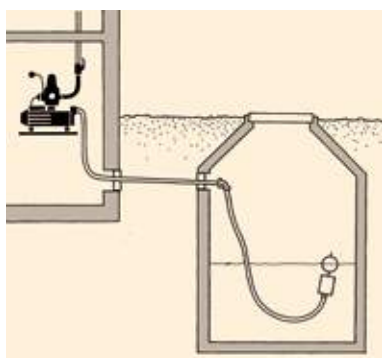
Self-priming, multi-stage centrifugal pump for pumping rainwater out of storage tanks.
Models: AspriPlus 15/3 (3-stage), AspriPlus 15/4 (4-stage), AspriPlus 15/5 (5-stage).

AspriPlus with pump controller



All Aspri Plus pumps have a maximum delivery rate of 66 litres per minute. The maximum delivery head is model-dependent as indicated below:

AspriPlus	Maximum delivery head
15/3	34,0 m (340 kPa)
15/4	45,0 m (450 kPa)
15/5	53,0 m (530 kPa)

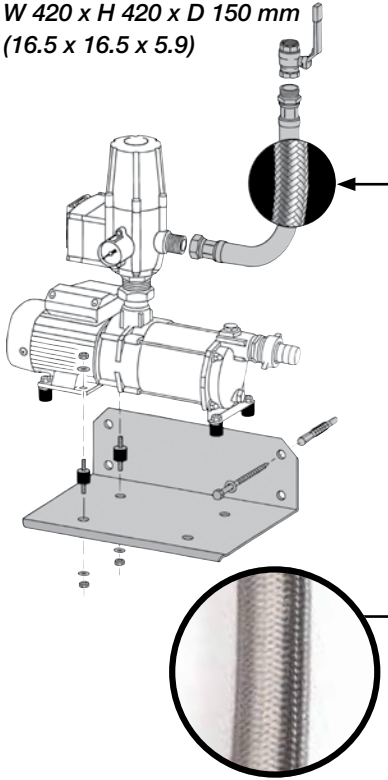


Self-priming pump

Item No.

- ▶ AspriPlus without pump controller
 - 15/3 SP 1203
 - 15/4 SP 1204
 - 15/5 SP 1205
- ▶ AspriPlus with pump controller ZETA 02
 - 15/3 SP 1293
 - 15/4 SP 1294
 - 15/5 SP 1295
- ▶ AspriPlus with pump controller ZETA 02/V,
cut-in pressure adjustable between 1.5 bar and 2.8 bar
 - 15/4 SP 2294
 - 15/5 SP 2295

Dimensions:
 without pump controller
 W 420 x H 180 x D 150 mm
 (16.5 x 7.1 x 5.9)
 with pump controller
 W 420 x H 420 x D 150 mm
 (16.5 x 16.5 x 5.9)



The AspriPlus-package includes:

- Assembled brass nipple, hose connection fitting at suction end, 1" nozzle and integrated stainless steel dirt trap.
- Fitted with rubber feet to suppress vibration and noise
- 1 1/4" screw connection to allow easy attachment and removal of pump controller.
- Optionally with or without Zeta 02 pump controller, cut-in pressure 1.5 to 2.8 bar

Spare Parts

	Item No.
▶ Pump driver for AspriPlus with sealed screw connection	
ZETA 02	ZT 0250
ZETA 02/V cut-in pressure adjustable between 1.5 bar and 2.8 bar	ZT 0260

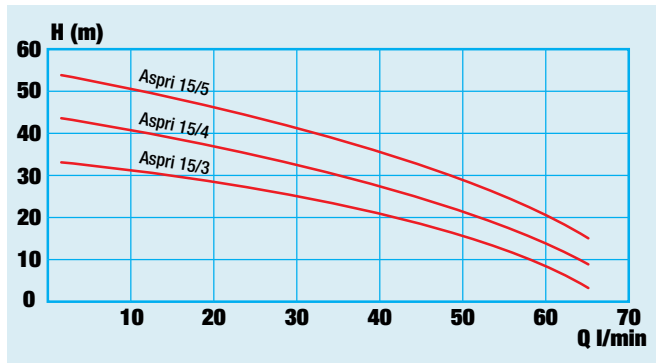
Accessories

	Item No.
▶ ASPRI PLUS Cistern Connection Set <ul style="list-style-type: none"> - Floating fine suctionfilter with non-return valve 1" - Flexible suction hose, length 10 m - 2 stainless-steel hose clamps 1" 	AA 1002
▶ House connection 3/4" connecting hose with ball valve For the connection between pump and distribution pipework. Vibration and noise suppression. Consisting of rubber with stainless-steel braiding, with ready-pressed fittings. 1" union nut, 3/4" brass ball valve with insidethread.	VS 9953
▶ Stainless-steel wall-mounting bracket with fixings and rubber pads with doubled-ended bolt for attaching AspriPlus pumps.	WH 0300



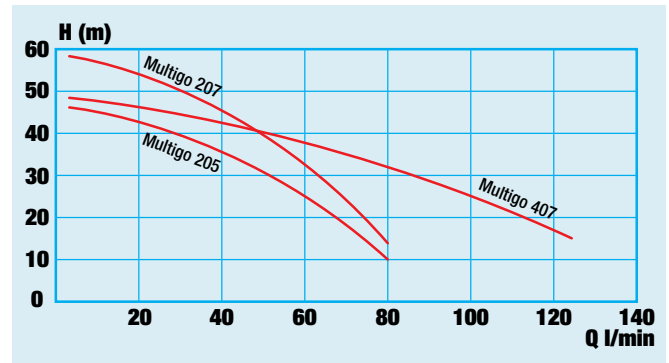
ASPRI PLUS

Operating characteristic at 2900 rpm



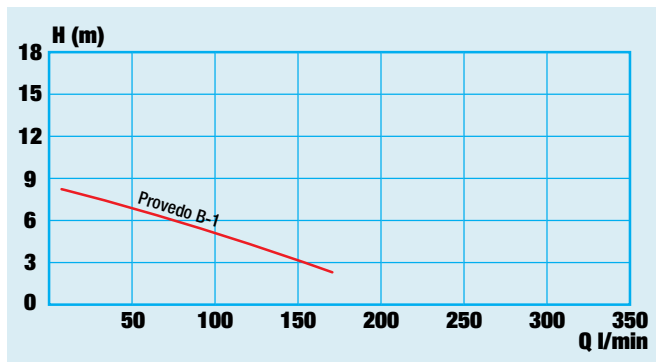
MULTIGO

Operating characteristic at 2850 rpm



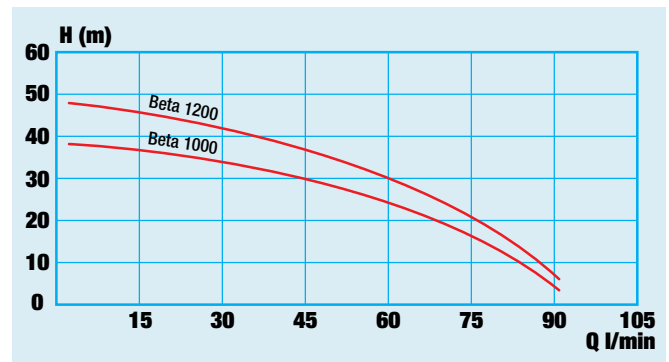
PROVEDO

Operating characteristic at 2850 rpm



BETA

Operating characteristic at 2800 rpm



MULTIGO SUBMERSIBLE PRESSURE PUMP

- **Noiseless indoors!**
- **Made of solid stainless steel**
- **Ideal for indoor use of harvested rainwater**
- **Hose nozzle or inside thread for connecting suction filter**



Non-self-priming, multi-stage submersible pressure pump with connections for fixed or floating finesuction filters for pumping rainwater out of storage tanks.

Basic model with directly-integrated hose 1" hose nozzle or with 1 1/4" suction inlet (inside thread) at suction end. Discharge end 1 1/4" inside thread.

Fully equipped with:

3 m lifting strap, 20 m connecting cable, pump controller ZETA 02, cut-in pressure 1.5 bar, with pressure gauge and electric socket, 2x1" outside thread, operating state indicator (LEDs). Stainless-steel wall-mounting bracket WH 0305 with fixings and lock nut. Stable baseplate 22 cm x 22 cm (8 in. x 8 in.).

Multigo with suction-end hose nozzle and baseplate

Dimensions for models with suction-end nozzle (in mm):

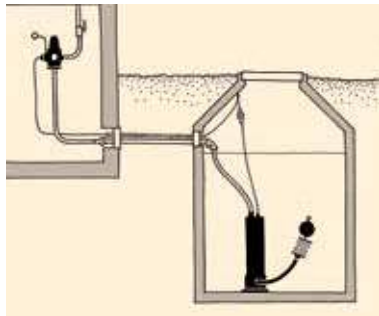
Multigo 205 Ø 127 x H 496

Multigo 407 Ø 127 x H 511

Multigo 207 Ø 127 x H 536

Multigo	Maximum delivery rate	Maximum delivery head
205	80 l/min.	48 m (480 kPa)
407	120 l/min.	49 m (490 kPa)
207	80 l/min.	61 m (610 kPa)

PUMPS



Multigo complete with pressure switch with fixed 1,5 bar cut in pressure

Item No.

With pump controller ZETA 02, wall-mounting bracket, lifting strap, baseplate.

- ▶ Cut-in pressure fix at 1.5 bar, with 1" hose nozzle at suction end

Multigo 205

Multigo 207



UP 1302


UP 1305

- ▶ Cut-in pressure fix at 1.5 bar, with 1 1/4" connector (inside thread) at suction end

Multigo 205

Multigo 407

Multigo 207



UP 1102

UP 1103

Multigo complete, with adjustable pressure switch from 1,5 to 2,8 bar cut in pressure

Item No.

- ▶ Cut-in pressure adjustable from 1.5 to 2.8 bar, with 1" nozzle at suction end

Multigo 205

Multigo 207



UP 1302

UP 1305

- ▶ Cut-in pressure adjustable from 1.5 to 2.8 bar, with 1 1/4" connector (inside thread) at suction end

Multigo 205

Multigo 407

Multigo 207



UP 1102

UP 1103

UP 1105

Multigo Basic Equipment

Item No.

With lifting strap, baseplate.
with 1" nozzle

- ▶ Multigo 205
- ▶ Multigo 207

UP 1398
UP 1395

Model with 1¼" connector (inside thread) at suction end

- ▶ Multigo 205
- ▶ Multigo 407
- ▶ Multigo 207



UP 1198
UP 1197
UP 1195

Direct suction model

- ▶ Multigo 205
- ▶ Multigo 407
- ▶ Multigo 207

UP 1202
UP 1203
UP 1205

Multigo with direct suction, mounted on support bracket (Accessories)

Accessories

Item No.

- ▶ Tank connection Set Multigo (1")
 - Set floating finefilter for submersible pumps (SS 9931)
 - Hose nozzle with non return valve 1" OD, Polyamid
 - 3 m pressure hose 1" (DS 2003)
 - 4 hose clamps 1" (SS 0303),
 - 1 PE pipe Connection brass, 90°, 32 mm x 1" IG (PR 1011)
 - 1 PE pipe Connection brass, 90°, 32 mm x 1" Tülle (PR 1016)
 - 1 connection hose with stainless steel braiding 1", length 0,5 m (VD 9928)
- Needs to be supplied on site:
PE pipe 32 x 1 mm from tank to house

MA 1002

- ▶ House connection Set
 - ¾" connecting hose with ball valve. For the connection between pump and distribution pipework. For vibration and noise reduction.
 - Rubber hose with stainless-steel braiding and ready-pressed fittings, 0.5 m (1.6 ft.), 1" union nut, ¾" brass ball valve with inside thread.

VS 9953

- ▶ Stainless-steel support bracket for horizontal installation of submersible pumps in storage tanks, e.g. ribbed plastic cisterns.

AK 0301

- ▶ Float switch with cable clamp with 20 m (65.62 ft.) cable as dry run protection

SS 1013


- ▶ Adapter plug for connection of float switch

SS 0149

To operate the Multigo pump, a hose nozzle with non-return valve is recommended.



Support bracket AK 0301



Connecting hose VS 9953

PROVEDO SUBMERSIBLE FEED PUMP

- Large delivery volume with small height differential (150 l/min at height of 3 m)
- Durable design made of stainless steel
- For direct suction or with connection for the suction filter (depends on model)
- Baseplate and float switch (depends on model)

Submersible pump with fixed level switch or float switch. For pumping clean water, e.g. out of rainwater storage tanks. With connections for fixed or floating suction filters.

Models with either 1" nozzle, 1 1/4" inside thread or direct suction.

High suction flow with low head. All parts in contact with water are made of stainless steel. Automatic startup and shutdown by float switch. 20 m (65.6 ft.) connecting cable and large, extremely stable stainless-steel baseplate. Maximum delivery rate 170 l/min, maximum delivery head: 9 m. Mit 3 m Tragseil.



Provedo VX with fixed dry run protection, nozzle and baseplate



PUMPS





with direct suction and loose floatswitch

Stainless steel switch lever



Submersible feed pump

Item No.

- ▶ Provedo VX for Optima
Special version für Optima rainwater unit. 1" Inside thread at suction side. 1" nozzle with integrated non-return valve at pressure side. Ready assembled baseplate 22 cm x 22 cm (8 in. x 8 in.). 20 m electric connection cable
UP 1322 VX
- ▶ Provedo VX for Maxima
Special version für Maxima rainwater unit. 1 1/4" nozzle at suction side. 1 1/4" nozzle with integrated non-return valve at pressure side. Ready assembled baseplate 22 cm x 22 cm (8 in. x 8 in.). 20 m electric connection cable
UP 1342 VX
- ▶ Provedo B-1
Model with 1" nozzle at suction side and ready assembled baseplate 22 cm x 22 cm (8 in. x 8 in.) 20 m electric connection cable
 UP 1322
- ▶ Provedo B-1
Model with 1 1/4" connector (inside thread) at suction side and ready assembled baseplate 22 cm x 22 cm (8 in. x 8 in.) 20 m electric connection cable
 UP 1122
- ▶ Provedo B-1
with direct suction, 10 m electric connection cable, loose floatswitch
UP 1113

Accessories

Item No.

- Stainless steel switch lever for precise control of the float switch, universal fit. Defines switching points precisely.
- ▶ With clamp 140 – 160 mm (5.5 – 6.3 in.)
(Further sizes on demand)
SH 0300

- Pump cuts in and out automatically
- For all standard pumps, easy to retrofit
- Energy savings of up to 128 kWh per year thanks to WISY's unique innovative electronics
- Cost savings of up to 32.00 € per year
- Reduces CO₂ emissions by up to 97%
- Less than 0.2 watts in standby mode
- Dry run protection when water runs low
- Active protection of pump against overfrequent starting or continuous operation
- backflow protection integrated

All WISY rainwater units are equipped with the new ZETA 02 pump controller!



New electronics

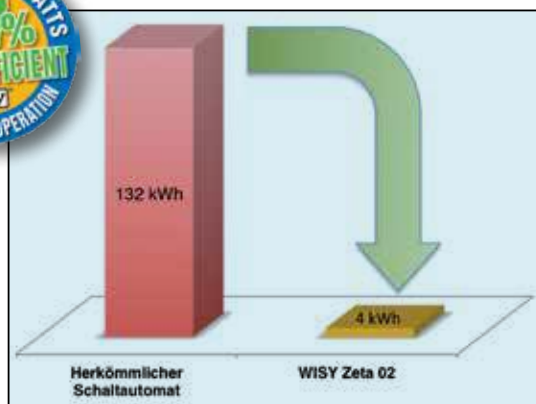
Thanks to its innovative electronic circuitry, the controller consumes only 0.2 watts in standby mode, a significant reduction when compared to other commercially available controllers which draw between 6 and 15 watts from the grid. This saves up to 128 kWh per year and reduces CO₂ emissions by up to 97% or 70 kg per year.

Programmable functions

1. Adjustable run-on time: unnecessary pump operation can be limited. This helps to reduce power consumption.
2. Overfrequent starting detection: more than 25 pump starts per hour are unusual. Often they are a sign of a continually flushing toilet or a dripping garden watering tap and could harm the pump. Therefore, ZETA 02 pump controller can shut down the pump in this case.
3. Unwanted continuous pump operation: A great deal of water can be lost if a pipe ruptures or a garden hose bursts. For this reason, the pump controller is programmable to detect continuous pump operation lasting more than ten minutes and can shut down the pump. In case a longer running time is needed, e.g. for lawn watering this function can be adjusted.



Zeta 02 pump controller



Zeta 02 pump controller

	Item No.
▶ ZETA 02	ZT 0200
▶ ZETA 02 with wall-mounting bracket	ZT 0206
▶ ZETA 02/V cut-in pressure adjustable between 1.5 bar and 2.8 bar	ZT 0210
▶ ZETA 02/V with wall-mounting bracket Adjustable between 1.5 bar and 2.8 bar	ZT 0207
▶ ZETA 02 for Optima Plus	ZT 0211
▶ ZETA 02 for Multimat 5 pin plug (before 2012)	ZT 0212
▶ ZETA 02 for Optima 4/5 with level indicator (before 2012)	ZT 0213
▶ ZETA 02 for Optima 4/5 without level indicator (before 2012)	ZT 0214
▶ ZETA 02 for Sigma 3/4 with level Indicator	ZT 0215
▶ ZETA 02 for Sigma 3/4 without level indicator	ZT 0216
▶ ZETA 02 for Optima 4/5 with level indicator with 1" outside thread at incoming side (after 2013)	ZT 0223
▶ ZETA 02 for Optima 4/5 without level indicator with 1" outside thread at incoming side (after 2013)	ZT 0224
▶ ZETA 02 for AspriPlus with 1 1/4" outside thread at inlet	ZT 0250
▶ ZETA 02/V for AspriPlus with 1 1/4" outside thread at inlet, Cut in pressure is adjustable between 1.5 and 2.8 bar	ZT 0260

Technical Data

Voltage	110 - 240
Frequency	50/60Hz, single-phase
Cut-in pressure ZETA 02	1.5 bar
Cut-in pressure ZETA 02/V	adjustable between 1.5 and 2.8 bar
Maximum pressure	10 bar
Connections	Incoming: 1" or 1 1/4", outgoing: 1" all outside thread
Consumption in Standby mode	less than 0,2 Watt

FLOATING SUCTION FILTER SETS WITHOUT NON-RETURN VALVE

For pressure pumps

The floating suction filters for submersible pressure pumps are available as a fine filter (SAFF) with mesh size 0.3 mm (0.01 in.) or as a coarse filter (SAGF) with mesh size 1.2 mm (0.05 in.). The fine filters are suitable for water which has not been pre-filtered, e.g. from open waters, storage tanks or fountains. Coarse suction filters are recommended for safe pump operation when pumping prefiltered water, especially rainwater, from storage tanks or other containers. The models for submersible pressure pumps do not have a non-return valve. By contrast, the models for suction pumps are equipped with a non-return valve in order to maintain the suction column in the suction hose.

To aid selection of the correct filter type:

Suction pumps: with non-return valve

Pressure pumps: without non-return valve

Connection set for submersible pumps consisting of:

- Floating coarse or fine suction filter 1" without non-return valve
- Float diameter: 15 cm (5.91 in.)
- Highly flexible suction hose, length 1 m (3.28 ft.)

► Available for 1" nozzle or with screw connections for 1 1/4" connector (inside thread)

Connection for pump with nozzle



Connection for pump with inside thread



Fine filter body



SAFF submersible pump connection

FINE filtering with 0.3 mm (0.01 in.) mesh size

Coarse filter body



SAGF submersible pump connection

COARSE filtering with 1.2 mm (0.05 in.) mesh size

Floating suction filter sets without non-return valve

Item No.

FINE

- Set for submersible pumps with 1" nozzle, floating coarse or fine suction filter 1", high-flexibility hose 1" SS 9935
- Set for submersible pumps with 1 1/4" inside thread connector, floating coarse or fine suction filter 1", high-flexibility hose 1", with screw connection SS 9931
- Set for submersible pumps with 1 1/4" inside thread connector, floating coarse or fine suction filter 1 1/4", high-flexibility suction hose 1 1/4", with screw connection SS 9932

Floating suction filter sets without non-return valve

Item No.

COARSE

- Set for submersible pumps with 1" nozzle, floating coarse or fine suction filter 1", high-flexibility hose 1" SS 9905
- Set for submersible pumps with 1 1/4" inside thread connector, floating coarse or fine suction filter 1", high-flexibility hose 1", with screw connection SS 9901
- Set for submersible pumps with 1 1/4" inside thread connector, floating coarse or fine suction filter 1 1/4", high-flexibility suction hose 1 1/4", with screw connection SS 9902

Water extraction from the clearest area of the storage tank!

FLOATING SUCTION FILTER SETS WITH NON-RETURN VALVE

For suction pumps

Filter body with stainless-steel filter mesh, mesh size 0.3 mm (0.01 in.), with non-return valve. Float made of environmentally friendly polyethylene.



FINE filtering
with 0.3 mm
(0.01 in.) mesh size



COARSE filtering
with 1.2 mm (0.05 in.)
mesh size

Connection set for suction pumps consisting of

- Floating coarse or fine suction filter 1" with non-return valve
- Float diameter: 15 cm (5.91 in.)
- Highly flexible hose, or optional suction and pressure hose, steel hose clamps
- 90° PE elbow connector to PE pipe 32 x 3 mm (1")

Floating suction filter sets with non-return valve

FINE

with highly flexible suction hose

- ▶ With 2 m (6.5 ft.) highly flexible suction hose
- ▶ With 3 m (9.8 ft.) highly flexible suction hose

with suction and pressure hose

- ▶ With 2 m suction and pressure hose
- ▶ With 2,3 m suction and pressure hose
- ▶ With 3 m suction and pressure hose

Floating suction filter sets with non-return valve

COARSE

with highly flexible suction hose

- ▶ With 2 m (6.5 ft.) highly flexible suction hose
- ▶ With 3 m (9.8 ft.) highly flexible suction hose

with suction and pressure hose

- ▶ With 2 m suction and pressure hose
- ▶ With 3 m suction and pressure hose



Item No.

SZ 9801

SZ 9802

SZ 9803

SZ 9805

SZ 9804

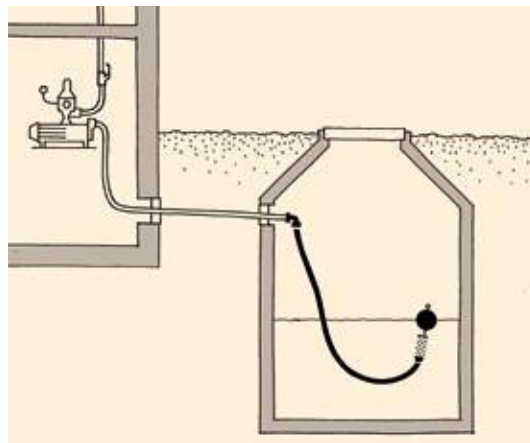
Item No.

SZ 9811

SZ 9812

SZ 9813

SZ 9814



Note!

Highly flexible hose can only be used with suction pumps which are controlled by a pump controller with non-return valve, e.g. WISY Zeta 02! Expansion tanks with pressure switch only are not suitable!

FLOATING FINE SUCTIONFILTER (SAFF)



Fine filter body

SAFF SZ 9924

FINE filtering
with 0.3 mm (0.01 in.) mesh size



Fine filter body

SAFF SZ 9931

Hose nozzle/
non-return
valve

RT 0331

2 part
brass hose
fitting

ZV 0465

For extracting rainwater from rainwater storage tanks and other containers or from ponds and fountains. Float made of environmentally friendly polyethylene. All other parts made of stainless steel. The nozzles at the floating filters are rounded in order to protect the hoses. The hose remains fully functional and durable even when the float frequently changes position in the tank. The nozzles are also equipped with a flared collar to allow secure attachment of the hose. Fine filter mesh size 0,3 mm (0.01 in.).

Connection	Filter surface	Height x dia.	Float
1"	380 cm ²	120 mm x 120 mm	dia. 15 cm
1¼"	380 cm ²	120 mm x 120 mm	dia. 15 cm
1½"	800 cm ²	170 mm x 220 mm	dia. 22 cm
2"	1100 cm ²	235 mm x 220 mm	dia. 22 cm

Floating fine suctionfilter (SAFF)

Item No.

- ▶ SAFF with float dia. 15 cm (5.91 in.)
With integrated non-return valve
With 1" hose nozzle SZ 9924
With 1¼" hose nozzle SZ 9925
- ▶ SAFF with float dia. 15 cm (5.91 in.)
Without non-return valve
With 1" hose nozzle SZ 9935
With 1¼" hose nozzle SZ 9936
With 1" outside thread SZ 9926
- ▶ SAFF with float dia. 22 cm (8.66 in.) for large installations
With 1 1/2" outside thread SZ 9930
With 2" outside thread SZ 9931

Accessories and spare parts for large installations

Item No.

- ▶ Hose nozzle made of stainless steel, with non-return valve
With 1½" nozzle (for Item No. SZ 9930) RT 0330
With 2" nozzle (for Item No. SZ 9931) RT 0331
- ▶ Stainless-steel hose clamp
1½", 45–60 mm clamping range SS 0305
2", 55–70 mm clamping range SS 0306
- ▶ 2/3-part brass hose fitting, flat-sealing
1½" nozzle, 1½" union nut ZV 0464
2" nozzle, 2" union nut ZV 0465

FLOATING COARSE SUCTIONFILTER (SAGF)

For extracting clean rainwater from storage tanks and other containers. With float made of environmentally friendly polyethylene. All other parts made of stainless steel.
Filter mesh size 1.2 mm (0.05 in.)



COARSE filtering
with 1.2 mm mesh size



Connection	Filter surface	Height x dia.	Float
1"	165 cm ²	110 mm x 60 mm	dia. 15 cm
1¼"	165 cm ²	110 mm x 60 mm	dia. 15 cm
1½"	380 cm ²	150 mm x 100 mm	dia. 15 cm
2"	380 cm ²	150 mm x 100 mm	dia. 15 cm

Floating coarse suctionfilter (SAGF)

Item No.

- ▶ SAGF with float dia. 15 cm (5.91 in.) with hose nozzle.

With integrated non-return valve for suction pump

With 1" hose nozzle

SZ 9915

With 1 ¼" hose nozzle

SZ 9916

With 1 ½" hose nozzle for large installations

SZ 9917

With 2" hose nozzle for large installations

SZ 9918

- ▶ SAGF with float dia. 15 cm (5.91 in.) with hose nozzle.

Without non-return valve for submersible pump

With 1" hose nozzle

SZ 9927

With 1 ¼" hose nozzle

SZ 9928

With 1 ½" hose nozzle for large installations

SZ 9990

With 2" hose nozzle for large installations

SZ 9991

FIXED-MOUNTED SUCTIONFILTERS FOR SUBMERSIBLE PUMPS

FINE filtering



FINE suctionfilter for fixed mounting

Item No.

Filter made entirely of stainless steel, with connector 1" outside thread or 1¼" inside thread, filter mesh size 0.3 mm.

- ▶ FAFF finefilter body with 1" outside thread

SF 0300

- ▶ FAFF submersible pump connection with 1¼" brass elbow and screw connections
Ø = 120 mm L = 120 mm

SF 9921

COARSE filtering



COARSE suctionfilter for fixed mounting

Item No.

Filter made entirely of stainless steel, with connection with outside thread. Filter mesh size 1.2 mm (0.05 in.).

FAGF submersible pump connection

- ▶ with 1" - 90° Brass elbow and 1" double nipple, suitable for WISY Beta pumps

SG 0320

- ▶ with 1¼" - 90° brass elbow and 1¼" double nipple

SG 0321

- ▶ 1" connection outside thread Ø = 60 mm L = 100 mm

SG 0331

- ▶ 1¼" connection outside thread Ø = 60 mm L = 100 mm

SG 0332

- ▶ 1½" connection outside thread Ø = 100 mm L = 140 mm

SG 0333

- ▶ 2" connection outside thread Ø = 100 mm L = 140 mm

SG 0334

SIGURA 9 BREAK TANK

- Regulation-compliant separation of appliances from mains water supply
- Complies with DIN EN 1717 and DIN 1988-100
- Fully automatic, compact unit
- Integral 4-stage centrifugal pump
- Delivery rate of 35 l/min with 30 m delivery head
- Energy-efficient: Less than 0.2 watts in standby mode


Applications

The SIGURA 9 break tank separates the process water circuit from the mains water supply. It is designed to protect the public supply of potable water against contamination. The mains water top-up system is implemented as an open outlet in accordance with EN 1717 (formerly DIN 1988/4). The SIGURA 9 break tank is installed in a frost-free utility room, draws mains water out of the mains water circuit and feeds it under pressure into the process water circuit. The break tank maintains a water pressure of up to 4.5 bar in the process water circuit. It is also suitable for boosting the pressure in buildings with up to three storeys. It is also designed for use with irrigation systems, car washes, livestock watering installations and any process in general that may not be directly connected to the mains water supply system.

SIGURA 9
with cover



SIGURA 9
without cover



Dimensions:
SIGURA 9 break tank
W 500 x H 510 x D 315 mm
(19.7 x 20.1 x 12.4 in.)

Sigura 9 Break Tank

► Sigura 9 Break Tank

Item No.

TR 5009

Included in the scope of supply:

- Open outlet with float valve according to EN 1717
- 9-litre top-up tank
- Prisma non-self-priming multi-stage centrifugal pump
- Zeta 02 pump controller
- Cover with wall-mounting bracket

Accessories

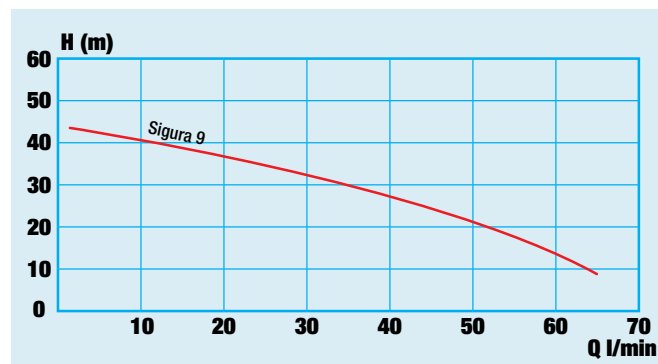
- Hose connection Set
with two stainless steel braided hoses $\frac{3}{4}$ "
with pressed fittings ready to connect to the wall unit.
Length 0,5 m (1,64ft.) 2 ball valves with $\frac{3}{4}$ " inside thread,
one of them with dirt trap.

Item No.

RW 7800

SIGURA 9

Operating characteristic at 2900 rpm



- ❶ Mains water connection
- ❷ ZETA 02 pump controller (covered, with display and operator panel)
- ❸ Operating pressure indicator (pressure gauge)
- ❹ Domestic water supply outlet
- ❺ Screw plug for venting/filling
- ❻ Non-self-priming centrifugal pump
- ❼ Base frame

- Domestic water break tank with open outlet for large installations
- Type AF safety device compliant with DIN EN 1717 and DIN 1988-100
- Optionally 80 or 120 l/min
- Energy-efficient: Less than 0.2 watts in standby mode

Applications:



Applications

The Sigura 350 break tank reliably separates the domestic water system from the mains water supply and generates the required operating pressure. The regulation-compliant type AF open outlet separates the mains water supply from the domestic water. The buffer tank has a storage capacity of 350 litres, and acts as a buffer to generate the required volumetric flow rate in the domestic water system. The system uses the Zeta 02 pump controller that uses only 0.2 watts in standby mode. The pressure in the domestic water system is generated by the Multigo 205 or 407 submersible pump. The Multigo 205 supplies 80 litres per minute, the Multigo 407 120 litres per minute.



BREAK TANKS

Sigura 350 Break Tank

Item No.

- | | |
|----------------------|---------|
| ▶ Break Tank 350-205 | TR 5355 |
| ▶ Break Tank 350-407 | TR 5357 |

The scope of supply consists of:

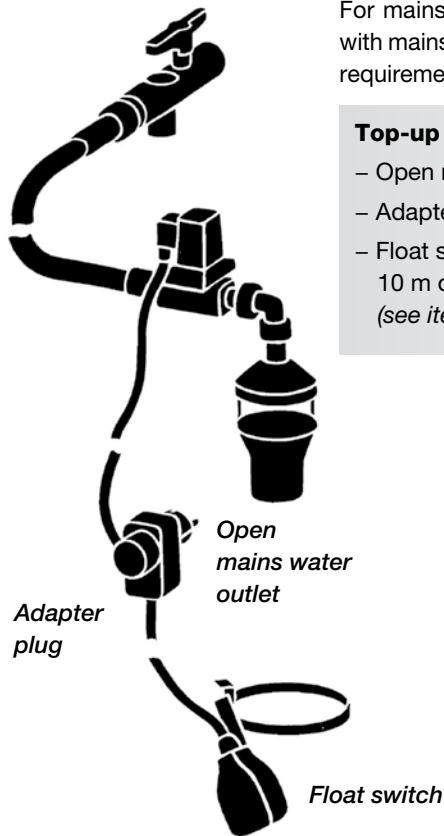
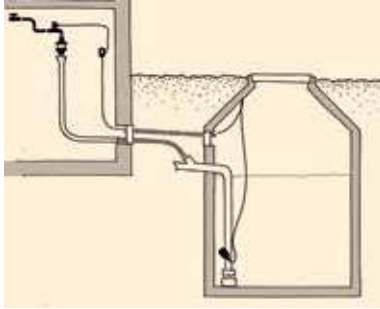
- tank with 350 Liter capacity and emergency overflow DN 100
- Multistage submersible pressure pump Multigo 205 or 407
- pump Controller Zeta 02 with pressure meter
- automatic mains water top up with float valve ¾"
- connecting hose length 50 cm
- ball valve 2 x 1" inside thread

Technical Data

Delivery rate, max	80 l/min (205) oder 120 l/min (407)
Delivery Rate at 2,5 bar	50 l/min (205) oder 90 l/min (407)
Delivery head, max.	4,8 bar (480 kPa)
Buffer tank volume	350 Liter
Complies with	DIN EN 1717:2011-08 DIN 1988-100:2011-08
Safety Device (DIN)	AF (optional on request Type AB)
Dimensions	Ø 700 mm, Height of tank 1255 mm, Height over all 1530 mm

MAINS WATER TOP-UP SET

- Complete set of ready-to-use components!
- Operates fully automatically
- Economical mains water top-up



For mains water top-up, tops up the rainwater storage tank with mains water as required during prolonged dry spells (daily requirement for single-family home). Complies with EN 1717.

Top-up set comprising:

- Open mains water outlet ½" (Item No. TW 9901)
- Adapter plug (Item No. SS 0149)
- Float switch for top-up, with retaining clamp, 3 m, 10 m or 20 m (9 ft., 32 ft. or 65 ft.) connecting cable (see item numbers SS 1001, SS 1002 or SS 1003)

Top-up set

Top-up set

- ▶ with 3 m (9 ft.) connecting cable
- ▶ with 10 m (32 ft.) connecting cable
- ▶ with 20 m (65 ft.) connecting cable

Item No.

TW 8803
TW 8810
TW 8820

WISY IS SUPPLYING



WITH RAINWATER!*

More than 500,000 rainwater filters from WISY are in use worldwide. They save precious drinking water or provide clean water, where is none at all. Together they are filtering 42 million m³ of rainwater annually. That's more than all residents of Berlin use in the same time to flush their toilets and equals 1,332 litres per second!

Comparative figures:

WISY rainwater filters worldwide: more than 500,000 pieces Realistic combined capacity for rainwater, taking the connectable roof area for each filter into account: more than 42 million m³ of rainwater per year Inhabitants of Berlin (2012): 3,36 million Average need of toilet flush water per inhabitant in Germany: 34 litres/day or 12.4 m³/year

Mains water top-up with open outlet, ready to install. Electrically controlled. Comprises a stainless steel tundish with nozzle for splash-free inflow, solenoid valve with connecting cable and electric plug, connecting tube with stainless steel braiding and brass ball valve with stainless steel dirt trap (mesh width 0,25 mm (0,001 in)).

► Available from 1/2" to 2". Complies with EN 1717.



Straight design, with 3/4", 1", 1 1/2", 2" versions



1/2" open mains water outlet



Connection	Water top-up rate with 3 bar system pressure	Connecting hose	Tundish
1/2"	2.64 m ³ /h	50 cm	DN 50
3/4"	6.48 m ³ /h	50 cm	DN 50
1"	8.64 m ³ /h	75 cm	DN 70
1 1/2"	20.52 m ³ /h	75 cm	DN 100
2"	34.92 m ³ /h	100 cm	DN 100

Open mains water outlet

Item No.

► 1/2"	TW 9901
► 3/4"	TW 9909
► 1"	TW 9903
► 1 1/2"	TW 9905
► 2"	TW 9907

Components/spare parts

Item No.

Stainless-steel tundish with nozzle

► 1/2"	TW 9902
► 3/4"	TW 9910
► 1"	TW 9904
► 1 1/2"	TW 9906
► 2"	TW 9908

RAINCOLLECTOR RS

- complies with DIN EN 1989
- Clean rainwater for home and garden
- Integrated filter element with 0.28 mm mesh size
- Effective separation of dirt particles
- For installation in vertical downspout/downpipe
- 5-year guarantee
- Easily accessible filter insert
- Low maintenance
- High oxygen enrichment



The RainCollector RS is installed in the vertical rainwater downpipe. It filters the runoff rainwater from the roof before discharging the filtered water to a storage tank. Its filter insert is made of a fine stainless-steel mesh with a mesh size of only 0.28 mm. Leaves, moss and other debris entrained in the rainwater are reliably filtered out and flushed away to the soakaway or drain. The filter element is made entirely of stainless steel. Inspection is recommended 2 times per year. When necessary it is easiest to clean the filter insert in a dishwasher. For round downpipes. 5-year guarantee. Guarantees safe drainage in accordance with DIN.



GARDEN



RainCollector RS	Item No.
▶ For downpipes with an outside Ø 76 mm and a circumference of 239 mm	white KF 4560 grey KF 4561 brown KF 4562
▶ For downpipes with an outside Ø 80 mm and a circumference of 251 mm	white KF 4540 grey KF 4541 brown KF 4542
▶ For downpipes with an outside Ø 87 mm and a circumference of 273 mm	white KF 4530 grey KF 4531 brown KF 4532
▶ For downpipes with an outside Ø 100 mm and a circumference of 314 mm	white KF 4510 grey KF 4511 brown KF 4512
▶ For downpipes with an outside Ø 105 mm and a circumference of 330 mm	white KF 4550 grey KF 4551 brown KF 4552
▶ For downpipes with an outside Ø 110 mm and a circumference of 346 mm	white KF 4500 grey KF 4501 braun KF 4502

Accessories, see next page: RainCatcher RC

Example application: The RainCollector RS installed in a rainwater downpipe and connected to a 500 litre Stabilix rainwater barrel by a WISY connecting hose.

- **Complies with DIN EN 1989**
- **Automatic separation of rainwater out of downpipe to rainwater barrel**
- **For installation in a downpipe**
- **5-year guarantee**
- **Simple device for collecting rainwater**
- **Minimum maintenance required**
- **Automatic overflow protection for rainwater barrel**



The RainCatcher RC is installed in the vertical rainwater downpipe. It passes runoff rainwater from the roof to the storage tank. Large dirt particles are filtered out of the water and flushed down into the drain or soakaway. Installed at the correct height, the RainCatcher RC automatically flushes excess rainwater into the drain or soakaway. The housing is made of UV-resistant polypropylene (PP). Can be mounted in round downpipes. 5-year guarantee. Guarantees safe drainage in accordance with DIN.



Height of the RainCatcher RC: 18.5 cm

RainCollector RS

Item No.

- | | |
|--|--|
| ▶ For downpipes with an outside Ø 76 mm and a circumference of 239 mm | white RC 0560
grey RC 0561
brown RC 0562 |
| ▶ For downpipes with an outside Ø 80 mm and a circumference of 251 mm | white RC 0540
grey RC 0541
brown RC 0542 |
| ▶ For downpipes with an outside Ø 87 mm and a circumference of 273 mm | white RC 0510
grey RC 0511
brown RC 0512 |
| ▶ For downpipes with an outside Ø 100 mm and a circumference of 314 mm | white RC 0520
grey RC 0521
brown RC 0522 |
| ▶ For downpipes with an outside Ø 105 mm and a circumference of 330 mm | white RC 0550
grey RC 0551
brown RC 0552 |
| ▶ For downpipes with an outside Ø 110 mm and a circumference of 346 mm | white RC 0510
grey RC 0511
brown RC 0512 |

Accessories for RainCatcher RC and RainCollector RS

Item No.

- | | |
|---|--|
| ▶ Rainwater barrel connecting hose, 1¼".
Connects Filter Collector FS to a rainwater barrel,
UV-resistant plastic spiral hose with tension ring
(for black color) or hose clamp (for white and grey color) | black, 75 cm 15803
black, 150 cm 15814
white, 45 cm 15813
grey, 75 cm 15823 |
|---|--|



Example application: The RainCatcher RC installed in a rainwater downpipe and connected to the 420 litre Rainwater Pear by a WISY connecting hose.



GARDEN RAINWATER COLLECTOR (GRS)

- Complies with DIN EN 1989
- For easy retrofitting in rainwater downspouts/downpipes
- Completely stainless steel
- Fits in any downpipe diameter
- Largely self-cleaning



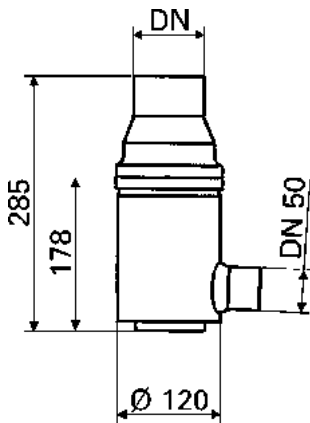
With automatic overflow protection, frost-proof, made of stainless steel.

Specially designed for garden rainwater barrels. For installation in rainwater downspouts/downpipes. Made entirely of stainless steel. Outlet to rainwater barrel: DN 50.

Drainage safety according to DIN EN 12056 / EN 752, complies with DIN 1989.

- ▶ Available with or without filter insert (mesh size 0.44 mm (0.017 in.), very low maintenance. We recommend to inspect the filter insert of the Garden Rainwater Collector twice a year and clean it in a dishwasher if necessary.

Garden rainwater collector (GRS)



Garden Rainwater Collector GRS

Item No.

For metal downspouts / downpipes

- ▶ with filter insert, height 10.5 cm (4 in.)
 - GRS 100 VA for downpipes with an outside Ø 100 mm and a circumference of 314 mm 15711
 - GRS 87 VA for downpipes with an outside Ø 87 mm and a circumference of 273 mm 15712
 - GRS 80 VA for downpipes with an outside Ø 80 mm and a circumference of 251 mm 15713
 - GRS 76 VA for downpipes with an outside Ø 76 mm and a circumference of 239 mm 15714
- ▶ without filter insert
 - GRS 100 VA for downpipes with an outside Ø 100 mm and a circumference of 314 mm 15701
 - GRS 87 VA for downpipes with an outside Ø 87 mm and a circumference of 273 mm 15702
 - GRS 80 VA for downpipes with an outside Ø 80 mm and a circumference of 251 mm 15703
 - GRS 76 VA for downpipes with an outside Ø 76 mm and a circumference of 239 mm 15704

For plastic downspouts / downpipes

- ▶ with filter insert, height 10.5 cm (4 in.)
 - GRS 110 VA for downpipes with an outside Ø 110 mm and a circumference of 346 mm 15715
 - GRS 76 VA for downpipes with an outside Ø 75 mm and a circumference of 236 mm 15714
- ▶ without filter insert
 - GRS 110 VA for downpipes with an outside Ø 110 mm and a circumference of 346 mm 15705
 - GRS 76 VA for downpipes with an outside Ø 75 mm and a circumference of 236 mm 15704

Spare Parts and Accessories

Item No.

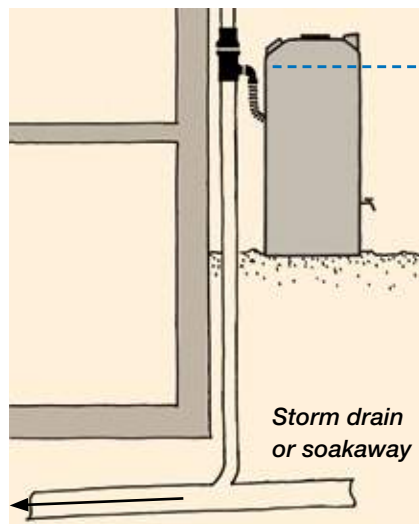
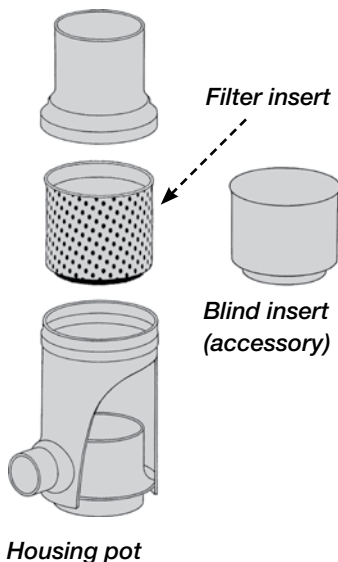
- ▶ Blind insert of stainless steel, fits all nominal sizes. Ensures direct flow of rainwater into storm drain. 15802

Spare Parts

Item No.

- ▶ Filter insert of stainless steel, fits all nominal sizes. Filters the rainwater from the roof. Height 10.5 cm (4 in.) Mesh size 0.44 mm (0.017 in.) 15801

Upper housing



With automatic overflow protection

Storm drain or soakaway

STABILIX RAINWATER BARREL

- 500 litre storage volume
- Seamless one-piece unit made of environmentally friendly PE
- Enclosed design protects stored water
- Completely frost resistant
- **NEW: Now available in colour stonegrey**



For collecting rainwater. Tanks manufactured without seams from environmentally friendly and physiologically harmless polyethylene.

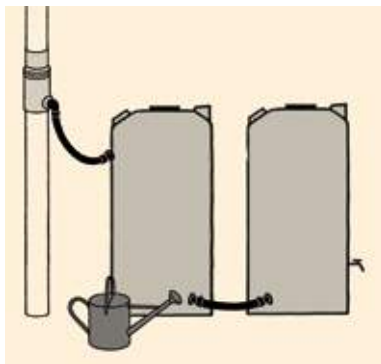
The solid wall thickness guarantees long life and frost resistance.

The storage volume of a Stabilix barrel of 500 l (US: 132 gallons) can be enlarged by connecting an optional number of Stabilix rainwater barrels to form one unit. The opaque colour (dark green) prevents the formation of algae. *The cover closes tightly to prevent flying insects from laying eggs inside the barrel.*

The rainwater barrel has a connection for a watering can tap and a free standing external pump. Thanks to its compact dimensions (dia. 70 cm / 27.6 in.), the Stabilix garden rainwater barrel fits through any standard basement door and can be used in the utility area.

Stabilix rainwater barrel	Item No.
---------------------------	----------

- | | |
|--|--|
| <ul style="list-style-type: none"> ● Stabilix rainwater barrel
Rainwater collector inlet with seal for inlet connection 1 1/4", with blind plug, suitable for connecting hose 15803, pump connection/drain outlet 3/4" inside thread with 3/4" sealing plug, with prepared tap connection for watering can 3/4" (tap optional), rainwater barrel with screw cover DN 400 | <p>colour green GT 5100
colour stonegrey GT 5150</p> |
|--|--|



Accessories for Stabilix rainwater barrel	Item No.
---	----------

- | | |
|--|---------|
| ▶ 3/4" drain tap | ZA 0402 |
| ▶ Rainwater barrel connecting hose, 1 1/4".
Connects the garden rainwater collector with a rainwater barrel. UV resistant spiral hose in three different colors, see page 7, with tension ring. Length 75 cm (29,5 in). | 15803 |
| ▶ Stabilix connection Set 1" for connecting two Rainwater barrels.
With two brass hose connections ZV 0462, two stainless steel clamps SS 0303 and 0,5 m EPDM pressure hose DS 2003 | GT 1025 |

Connecting parts for rainwater barrels	Item No.
--	----------

- | | |
|---|----------------|
| ▶ Rainwater barrel link hose, 1 1/4".
For connecting two rainwater barrels. UV-resistant plastic spiral hose, length 42 cm (12.5 in.). | 15804 |
| ▶ Hose coupling 1 1/4", for connecting the hose directly to the barrel.
Straight
90° angle | 15805
15806 |
| ▶ Hose coupling, for connection of two hoses. | 15807 |
| ▶ Tank connector 1 1/4" suitable for tanks with wall thickness up to 25 mm (1 in.) Fitting for hole with 42 mm (1,8 in) Diameter. For use with straight or angled adapters. | 15808 |
| ▶ Adapters 1 1/4" for tank connector 15808.
Straight
90° angle | 15809
15810 |



15803



15804



15805



15806



15807



15809



15810



15808

GARDEN RAINWATER SET



FREEBIE!
The yellow WISY watering can, plastic, 10 litres

Garden rainwater set

Item No.

- ▶ Stabilix rainwater barrel
- ▶ Garden rainwater collector (GRS) DN 100 VA
- ▶ Rainwater barrel connecting hose
- ▶ Tap

colour green GT 5300
colour stonegrey GT 5350

Reference Shah Alam, Malaysia
The Raincollector RS is part of each house of this 1000 unit housing area.



GARDEN

BETA SUBMERSIBLE GARDEN PUMP

Beta 1200-900



with direct suction

A submersible pump for pumping clean water for garden and landscaping applications. Non-self-priming, multi-stage submersible pressure pump with integrated control system – a sensor monitors water requirements, controls the pump electronically and provides dry run protection. The version with nozzle is delivered with 1" stainless steel inside thread and plastic nozzle enclosed loose, for connection of floating suction filters. With 3 m (9.8 ft.) lifting strap and 15 m (49.2 ft.) connecting cable.

Beta	Maximum delivery rate	Maximum delivery height	Connection suction end	Connection discharge end
1000	95 l/min.	36 m	Direct suction	1" inside thread/ UA*
1000T	95 l/min	36 m	1" nozzle	1" inside thread/ UA*
1200	95 l/min.	45 m	Direct suction	1" inside thread/ UA**
1200T	95 l/min.	45 m	1" nozzle	1" inside thread/ UA*

*UA = Universal connection (3/4" nozzle, 3/4" outside thread, 1" nozzle 1" outside thread)

◀ NEW! 25% less energy consumption!

● The floating suction filter is ideal for use with the Beta pump



floating coarse suction filter SAGF

SG 0320

Submersible garden pump

Item No.

- ▶ Beta 1000 direct suction GP 5010
- ▶ Beta 1000T, 1" nozzle on suction side GP 5050
- ▶ Beta 1200 direct suction GP 6010
- ▶ Beta 1200T, 1" nozzle on suction side GP 6050

▶ Accessories: For suction connections and pressure hoses see page 57 For fittings/ spare parts see pages 60-61



Beta 1000-650T / 1200-900T with 1" Inside thread plus Nozzle for the connection to a floating filter



Set for suction side

Item No.

- ▶ Set for submersible pumps with 1" nozzle, SAGF 1", high-flexibility hose 1" SS 9905
- ▶ with 1" - 90° Brass elbow and 1" double nipple, suitable for WISY Beta pumps SG 0320

Set for discharge end

Item No.

- ▶ Set for Beta submersible garden pump
 - 2 m pressure hose 3/4" DS 2002
 - 2 stainless steel clamps SS 0302
 - PE hose connection 90°, 25mm x 3/4" nozzle
 - PE hose connection straight, 25mm x 3/4" Inside thread
 - Gardena Water socket 3/4" with automatic water stop
 Additionally needed on site:
 PE hose 25 mm from tank to Gardena water socket BA 1002



MULTISIPHON

- Odour seal
- Vermin guard
- Backflow prevention device
- Overflow with skim effect
- Gas barrier

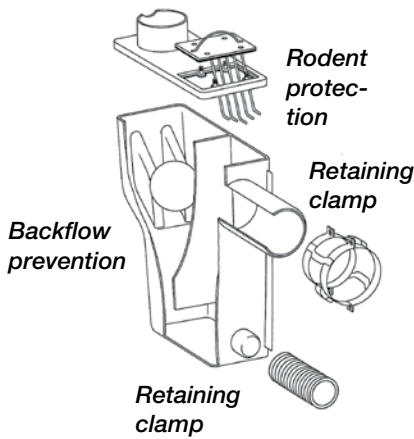
Multi-functional overflow for rainwater storage tank

Made of impact-resistant ABS plastic. For connection to the tank overflow (DN 100). Surface debris removed by skimming effect. Prevents storm drain odours from reaching the storage tank. Brace pipe prevents tilting or tipping. Large siphon volume 6 l (1.5 gallons).

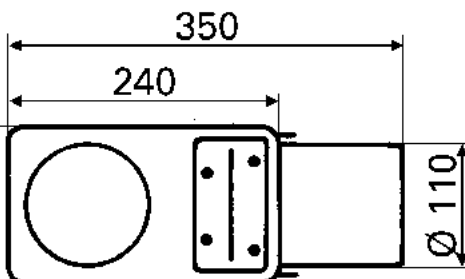
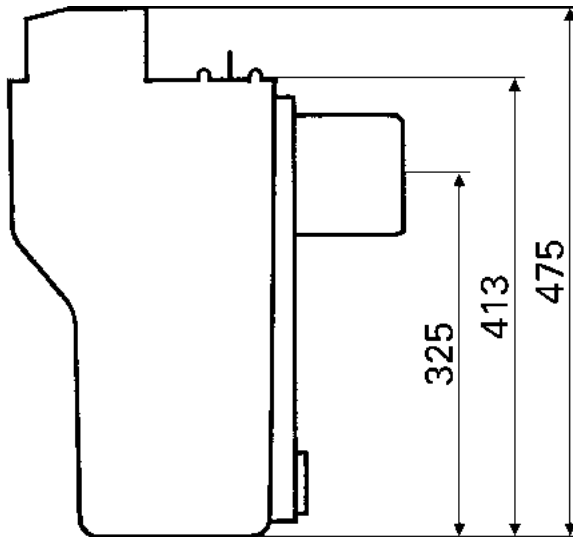
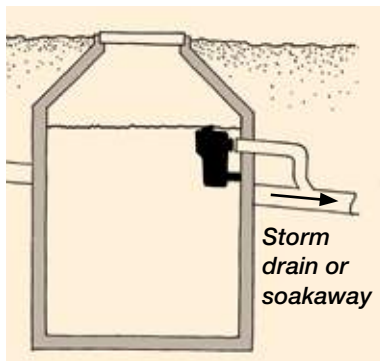
- ▶ Available in different versions:
With or without drain backflow prevention
with or without vermin guard

The version with integrated drain backflow prevention is delivered with a retaining clamp for connection to a DN 100 pipe.

The passive vermin guard is made of stainless steel and is easy to remove for maintenance.



Multisiphon and retaining clamp



Multisiphon

Item No.

- ▶ **with** drain backflow prevention **with** vermin guard US 1002
- ▶ **without** drain backflow prevention **with** vermin guard US 1003
- ▶ **with** drain backflow prevention **without** vermin guard US 1004
- ▶ **without** drain backflow prevention **without** vermin guard US 1005

Accessories

Item No.

- ▶ Stainless-steel retaining clamp for connection to a DN 100 pipe US 1010



with drain backflow prevention
with vermin guard



without drain backflow prevention
with vermin guard



with drain backflow prevention
without vermin guard



without drain backflow prevention
without vermin guard

OVERFLOW SIPHON DN 200

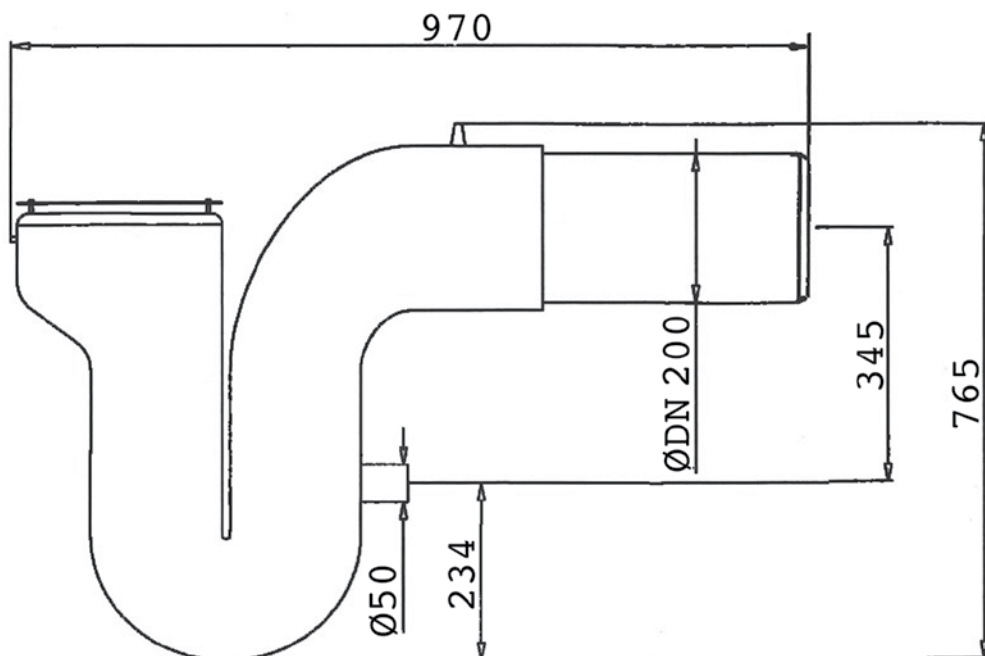
- Ready to install in rainwater storage tank
- For combination with WFF 300 vortex finefilter
- Odour seal and vermin guard

Overflow siphon DN 200

Item No.

- ▶ Overflow siphon DN 200 made of stable polyethylene for storage tanks. Suitable for combination with vortex finefilter WFF 300. With odour seal, vermin guard, brace pipe, 2 x 1 m (3.28 ft.). Including stainless-steel chain for the attachment to ceiling or wall.

US 2000



The smoothing inlet made of stainless steel prevents resuspension of sediment and distributes fresh, oxygen-rich rainwater in the storage tank.



Telescopic pull-out and smoothing inlet, e.g. suitable for LineAr 100 rainwater filter



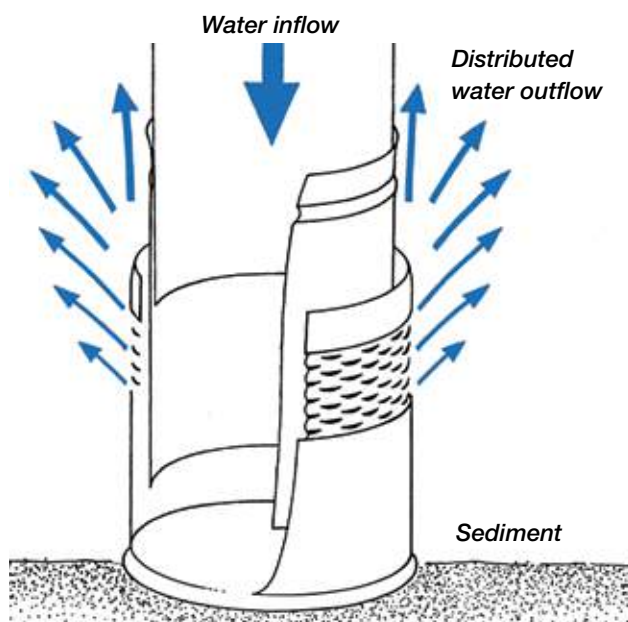
Smoothing inlet DN 200 compatible with vortex finefilter WFF 300

Smoothing inlet DN 110 compatible with vortex finefilter WFF 100, WFF 300 and Linear Filter

Smoothing inlet

Item No.

- | | |
|---|---------|
| ▶ Smoothing inlet for DN 110 | EB 0300 |
| ▶ Smoothing inlet for DN 200, inside diameter 204 mm (8.03 in.) | EB 0303 |
| ▶ Smoothing inlet inside diameter 222 mm (8.74 in.) | EB 0304 |
| ▶ Telescopic pull-out and smoothing inlet DN 125 | EB 0305 |



LEVEL INDICATOR

- No battery or power connection required
- Maintenance-free, sound technology
- Easy to handle

Indicates the fill level of the storage tank in per cent. Pneumatic measuring instrument for remote measurement at distances up to 50 m. Steplessly adjustable for tanks with maximum fill levels from 1 to 2.5 metres. Impact-resistant plastic casing. With 20 m measuring lead and fixings.



Level indicator

Level indicator

Item No.

- ▶ Level indicator with manual actuation pump mit with 20 m sensor hose

FA 9910

Accessories

Item No.

- ▶ Measuring hose for longer distances to the cistern, length 50 m incl. all necessary connection parts, incl. 3 m flexible cable with weight.

FA 9917

RETENTION REGULATOR FOR INSTALLATION IN CISTERNS

- **High degree of functional safety thanks to stainless-steel, floating coarse filter**
- **Made of stainless steel**
- **Flexible special hose with steel spiral**
- **Constant Discharge quantity, independent of the water level in the tank**

The retention regulator is designed for installation in rainwater storage tanks in order to control the release of water into the storm drain. The inflow filter is suspended from the float valve. This arrangement ensures that the pipes and tubes connected downstream never become clogged by debris and that water can flow independent from the fill level of the container at the selected rate into the storm drain. The flexible connecting hose allows the float valve to move **vertically with the water level in the tank**. The hose material has been specially selected to ensure that the hose remains completely flexible and does not fracture or crack as it moves up and down in the water. The water is released into the storm drain through a restricted outlet pipe bung DN 100. The retention regulator is available for various outflow rates as listed in the table below:

Ø Flow limiter (mm)	Litres / sec.	Litres / min.	Litres / h	Item No.
3	0.016	0.97	58	RD 2003
5	0.044	2.61	157	RD 2005
6	0.057	3.43	206	RD 2006
8	0.087	5.22	313	RD 2008
10	0.133	8.00	480	RD 2010
12	0.22	13	780	RD 2012
13	0.28	17	1020	RD 2013
16	0.38	23	1380	RD 2016
18	0.50	30	1800	RD 2018
20	0.67	41	2400	RD 2020
22	0.85	52	3060	RD 2022
24	1.05	63	3780	RD 2024

Further sizes on demand.



Retention Regulator	Item No.
▶ Retention regulator with float, stainless steel ring, floating coarse suction filter 1" nozzle, 1m flexible suction hose 1", 2x hose clamp 1", 2/3 hose connection fitting, flat-sealing, nozzle 1" and 1" union nut, tank connector and nut 1", with fitted diaphragm plate, restricted outlet pipe bung 110 x 3.2 mm	see table
▶ Retention regulator with 1" ball valve, floating coarse suction filter 1" nozzle	RD 4020
▶ Retention regulator with float valve dia. 22cm, stainless steel ring, floating coarse suction filter 2" nozzle, 1m flexible suction hose 2", 2x hose clamp 2", hose connection fitting, nozzle 2" tank connector and nut 2", with fitted diaphragm plate, restricted outlet pipe bung 110 x 3.2 mm	RD 2040

FLOAT SWITCH

- **Economical mains water top-up**
- **Switching cycle of only 9 cm**
- **Quick and easy to attach to submersible pump**



Quick to install:

Float switches can be safely fitted to the pump housing of the Multigo submersible pressure pump!



Float switch for mains water top-up (yellow)

Item No.

Float switch for controlling top-up with mains water. For attachment to the inlet pipe or the submersible pump. The switch lever defines the switching points so precisely that the water level rises by only 9 cm (daily requirement for single-family home). Switch lever and retaining clamp (for pipe diameter of 110 – 130 mm / 4 – 5 in.) made of stainless steel.

Float housing (yellow), butt-spliced, made of polypropylene.

With flexible connecting cable 3 x 1 mm². (*without adapter plug*).

Components/spare parts

Item No.

- ▶ with 3 m (9.8 ft.) connecting cable SS 1001
- ▶ with 10 m (32.8 ft.) connecting cable SS 1002
- ▶ with 20 m (65.6 ft.) connecting cable SS 1003

Components/spare parts

Item No.

Float switch (*mains top-up*),
without switch lever and clamp

- ▶ with 3 m (9.8 ft.) connecting cable SS 1021
- ▶ with 10 m (32.8 ft.) connecting cable SS 1022
- ▶ with 20 m (65.6 ft.) connecting cable SS 1023

Float switch for dry run protection (red)

Item No.

Float switch to turn off pump when water level in tank is too low. For attachment to the inlet pipe or the submersible pump. When the water level in the tank reaches the minimum required level again, the pump is released for operation again by the float switch. With switch lever for precise definition of switching points, only 9 cm (1.6 in.) switching cycle.

Switch lever and retaining clamp (for pipe diameter of 110 – 130 mm / 4 – 5 in.) made of stainless steel. Float housing (red), butt-spliced, made of polypropylene.

With flexible connecting cable 3 x 1 mm². (*without adapter plug*).

Components/spare parts

Item No.

- ▶ with 3 m (9.8 ft.) connecting cable SS 1011
- ▶ with 10 m (32.8 ft.) connecting cable SS 1012
- ▶ with 20 m (65.6 ft.) connecting cable SS 1013

Components/spare parts

Item No.

Float switch (*dry run protection*),
without switch lever and clamp

- ▶ with 3 m (9.8 ft.) connecting cable SS 1031
- ▶ with 10 m (32.8 ft.) connecting cable SS 1032
- ▶ with 20 m (65.6 ft.) connecting cable SS 1033

Accessories

Item No.

- ▶ Adapter plug for connection of float switch control cable SS 0149



HIGH-FLEXIBILITY SUCTION HOSES



Suction hose with push-fit connections 1"

High-flexibility suction hose in pre-cut lengths for pumping water. Made of polyurethane (PU) with integral steel spiral. Maximum vacuum -0.8 bar (-11.6 psi). Both ends with push-fit connection to fit hose nozzles.

High-flexibility suction hoses	Item No.
Suction hose in pre-cut lengths	
▶ Length 1.00 m (3.3 ft.) 1" DN 25	AS 3002
▶ Length 2.00 m (6.5 ft.) 1" DN 25	AS 3004
▶ Length 3.00 m (9.8 ft.) 1" DN 25	AS 3006
▶ Length 42 cm 1 1/4" DN 32	15804
▶ Length 1.00 m (3.3 ft.) 1 1/4" DN 32	AS 4002

HOSE NOZZLES



Hose nozzle made of stainless steel	Item No.
with non-return valve	
▶ 1" nozzle, direction of flow from thread to nozzle	ST 1010
▶ 1 1/4" nozzle, direction of flow from thread to nozzle	ST 1011
Without non-return valve mit 1 1/4" AG	
▶ 1" nozzle	ST 1100
▶ 1 1/4" nozzle	ST 1101



Hose nozzle made of polyamid	Item No.
with non-return valve 1 1/4" AG	
▶ 1" nozzle, direction of flow from thread to nozzle	ST 2010
▶ 1 1/4" nozzle, direction of flow from thread to nozzle	ST 2011
Without non-return valve mit 1 1/4" AG	
▶ 1" nozzle	ST 2012
▶ 1 1/4" nozzle	ST 2013

SUCTION AND PRESSURE HOSES



Suction and pressure hose

Suction and pressure hose	Item No.
Spiral suction and pressure hose with synthetic reinforcing and spring steel spiral. The suction and pressure hose is suitable for pumping water. Material: PVC Compound (synthetic granulate); free of pores and smooth; abrasion-resistant, weatherproof, ozone-resistant, resistant to ageing. Max. temperature resistance from -25°C to + 60°C. Max. vacuum -0.8 bar. Burst pressure of 2" hose: 30 bar, burst pressure of 1" hose: 36 bar.	
▶ 1" max. operating pressure 12 bar by the meter	AS 2003
▶ 1 1/4" max. operating pressure 11 bar by the meter	AS 2004
▶ 1 1/2" max. operating pressure 10 bar by the meter	AS 2006
▶ 2" max. operating pressure 10 bar by the meter	AS 2007



pressure hose

Pressure hose	Item No.
Pressure hose made of EPDM. For pumping water. Flexible, with synthetic textile reinforcing of high tensile strength.	
▶ 1" max. operating pressure 15 bar by the meter	DS 2003
▶ 3/4" max. operating pressure 15 bar by the meter	DS 2002

PRESSURE HOSE ASSEMBLIES



Connecting hoses with stainless-steel braiding and pressed fittings. Brass connections. Flat-sealing.

Connecting hoses	Item No.
▶ 1" connecting hose, 1" nipple, 1" union nut Length 0.5 m (1.6 ft.)	VD 9928
Length 0.75 m (2.5 ft.)	VD 9929
Length 1.0 m (3.3 ft.)	VD 9930
Length 1.50 m (5.0 ft.)	VD 9931
Length 2.00 m (6.6 ft.)	VD 9932
▶ ¾" connecting hose, length 0.5 m (1.6 ft.) with 90° elbow, 1" union nut and ¾" nipple	VD 9934
with ¾" union nut and ¾" nipple	VD 9950
with 2 x 1" union nut	VD 9951
with 1" union nut and ¾" nipple	VD 9953
▶ ¾" connecting hose with ¾" ball valve, 1" union nut and ¾" inside thread, length 0.5 m (1.6 ft.)	VS 9953
▶ 1" connecting hose with 2 x 1" union nut, length 0.5 m (1.6 ft.)	VD 9935

FLEXIBLE TUBES AND CONNECTING PARTS



WD 2000

For fast, easy and inexpensive installation.
All parts are connectable.

Flexible tubes	Item No.
Flexible tube (PE) flexible with wire to pull the cable through. Inside diameter = 40 mm (1.57 in.), outside diameter = 50 mm (1.97 in.)	
▶ 25 m (82 ft.) roll	WD 2000



WD 2020

Connecting parts	Item No.
▶ Adapter flexible tube – sewer pipe (PE), to connect the DN 50 flexible tube (for example for mains water top-up) to DN 100 sewer pipe.	WD 2020



WD 2021

▶ Adapter flexible tube – HT (PE) tube, to connect the DN 50 flexible tube to DN 50 HT tube. D =50	WD 2021
---	---------



WD 2010

▶ Flexible tube connector (PE), connects two DN 50 flexible tubes.	WD 2010
---	---------

PE connectors

Item No.

- ▶ PE tube connectors, made of brass. To connect PE tube to hose.



PR 1016



PR 1011



PR 1015



PR 1010

PE tube connector, 90°, 32 mm x 1" nozzle

PR 1016

PE tube connector, 90°, 32 mm x 1" inside thread

PR 1011

PE tube connector, straight, 32 mm x 1" nozzle

PR 1015

PE tube connector, straight, 32 mm x 1" inside thread

PR 1010

WALL AND TUBE BUSHINGS

Seals ducts at cable and pipe penetration points through tank and building walls. Consists of a 30 mm (1.2 in.) thick rubber disk with two stainless-steel plates and clamp bolts. With integrated electric cable seal. Can be used only for „non-pressurized“ water. Unused holes remain closed with the supplied plug.

- ▶ *When a standard sewer pipe with DN 100 is used, the wall bushing WD 1100 fits exactly into the pipe and the wall bushing WD 2110 into the collar.*

Wall bushings

Item No.

- ▶ Wall bushing WD 2110 with seven bores:

1 x Ø 50 mm, Mains water top-up

1 x Ø 33 mm, for pressure or suction hose (1"-PE-Rohr)

3 x Ø 10 mm, for electric cable

1 x Ø 6 mm, for electric cable

1 x Ø 16 mm

WD2110

- ▶ Wall bushing WD 1100 with Outer Diameter 100 mm contains four bores:

1 x dia. 33 mm, for pressure or suction line (1" PE pipe)

2 x 10 mm (0.4 in.) diameter for electric cable

1 x 6 mm (0.2 in.) diameter for electric cable

WD1100



WD 2110



WD 1100

TANK SEAL

Seals sewer pipe at penetration points, e.g. in rainwater storage tanks. For wall thickness 5 – 16 mm (0.2 – 0.6 in.) or 5 – 10 mm (0.3 – 0.4 in.), diameter DN 100 (3.9 in.), to fit bore hole diameter 127 mm (5 in.). For pipe outside diameter: 110 mm (4,33 in.).



Tank seal


Item No.

- ▶ for tank wall thickness 5 - 16 mm (0.2 – 0.6 in.)

RS 1050



HS 0301



Hook with screw thread

Item No.

- ▶ Stainless-steel hook, plastic dowel.
To fix pump lifting straps in concrete or plastic storage tanks.
6 mm hookscrew

HS 0301

Carrying and lifting strap

Item No.

- ▶ Polypropylene strap, dia. 8 mm, for attachment to submersible pumps and floating filters. Rot-proof.
8 mm (0.3 in.) diameter, *per m*
- ▶ *Can be cut to required length*

TS 3002

Spring safety hook

Item No.

- ▶ Stainless-steel spring safety hook,
6 x 60 mm (0.2 x 2.4 in.)

KB 0300

Hose connectors

Item No.

- ▶ 2-part brass hose connector, flat sealing
- 1" nozzle, 1" union nut
- 1" nozzle, 1 1/4" union nut
- 1 1/4" nozzle, 1 1/4" union nut
- 1 1/2" nozzle, 1 1/2" union nut
- 2" nozzle, 2" union nut

ZV 0462

ZV 0414

ZV 0463

ZV 0464

ZV 0465

Hose nozzles

Item No.

- ▶ 1-part brass hose nozzle, with hexagon flange
- 1/2" nozzle, 1/2" outside thread
- 3/4" nozzle, 3/4" outside thread
- 1" nozzle, 1" outside thread
- 1" nozzle, 1 1/4" outside thread
- 1 1/4" nozzle, 1 1/4" outside thread
- 1 1/2" nozzle, 1 1/2" outside thread
- 2" nozzle, 2" outside thread

ZV 0431

ZV 0432

ZV 0433

ZV 0415

ZV 0434

ZV 0435

ZV 0436

Nipple

Item No.

- ▶ Brass double nipple, 2 x outside threads, with hexagon flange
- 1/2"
- 3/4"
- 1"
- 1 1/4"
- ▶ Brass reducing nipple, 2 x outside threads, with hexagon flange
- 1/2", 3/4"
- 3/4", 1"
- 1", 1 1/4"
- ▶ Brass reducing nipple, 1 x inside thread, 1 x outside thread with hexagon flange
- 1/2" inside thread, 3/4" outside thread
- 3/4" inside thread, 1" outside thread
- 1" inside thread, 1 1/4" outside thread

ZN 0410

ZN 0409

ZN 0402

ZN 0401

ZN 0405

ZN 0404

ZN 0403

ZN 0408

ZN 0407

ZN 0406

* 1" (1 Zoll) = 25,4 mm

Hose clamps

Item No.

- ▶ Stainless-steel hose clamps, clamp width 12 mm (0.5 in.).

Inch Clamping range

¾"	22 – 30 mm (0.9 – 1.2 in.)	SS 0302
1"	30 – 40 mm (1.2 – 1.6 in.)	SS 0303
1¼"	35 – 50 mm (1.4 – 1.9 in.)	SS 0304
1½"	45 – 60 mm (1.8 – 2.4 in.)	SS 0305
2"	55 – 70 mm (2.2 – 2,8 in.)	SS 0306



Drain tap

Item No.

- ▶ Brass drain tap with hose nozzle.

½" tap	ZA 0401
¾" tap	ZA 0402



Ball valves/dirt traps

Item No.

- ▶ Brass full-bore ball valve, ¼" drain valve and extra ¼" connection for pressure gauge. Aluminium lever.

¾" inside thread	ZK 0402
1" inside thread	ZK 0403

- ▶ Brass full-bore ball valve. Aluminium lever.

¾" inside thread	ZK 0412
1" inside thread	ZK 0413

- ▶ Brass full-bore ball valve with dirt trap, stainless-steel strainer, mesh size 0.25 mm (0,001 in.), aluminium lever.

½" inside thread	ZK 0421
¾" inside thread	ZK 0422
1" inside thread	ZK 0423



Solenoid valve

Item No.

- ▶ Brass solenoid valve, forced servo membrane control valve, operates without pressure difference. 230 V, 1.50 m (5 ft.) connecting cable, electric plug.

½" inside thread	Nominal size 13 mm	MV 0401
¾" inside thread	Nominal size 20 mm	MV 0402
1" inside thread	Nominal size 20 mm	MV 0403



CABLE COUPLING SETS

Cable coupling sets for water-pressure-tight connection of flexible electric cables in rainwater storage tanks, e.g. for submersible pump installations.

► Degree of protection IP 68 for long-term submersed application.



Cable coupling set

Cable coupling sets

Item No.

- Cable coupling set (5-pin) with terminal block
- Cable coupling set (3-pin) with terminal block

KV 3000
KV 4000

Accessories

Item No.

- Flexible cable 3 x 1.0 mm², specially for cable coupling sets, - can be cut to length on request, price per metre

KV 3005

LABELS

For proper labelling of rainwater pipework and system components (according to DIN 1988). To ensure clear identification and prevent cross connections during expansion, modification or repair work.



Label for utility room

Labelling set

Item No.

- Labelling set (in german language), contains all the labels required for a household. Consists of:
 - 1 unit utility room label
 - 5 units toilet label
 - 5 units extraction point label
 - 10 units rainwater label
 - 10 m (32.8 ft.) underground pipework tape

ZS 5000



Label for toilet



Water extraction point label



Rainwater label



Underground pipework tape

TERMS OF SALES, SUPPLY AND PAYMENT

1. General

Our supplies are solely based on the following terms of sales, supply and payment. Additions of a buyer only become effective with our explicit agreement.

2. Offer, conclusion of a contract, writing

- 2.1. All terms of a contract have to be specified finally in writing. Verbal special agreements do not become part of the contract.
- 2.2. Our offers are always without obligation. After the buyer places the order, the contract will be reached by the supply and/or by our written confirmation of order, if desired by the buyer.

3. Prices, terms of delivery

- 3.1. Supplies for which not expressly fixed prices are agreed upon, are charged in Euros at the list price which is valid on the day of the delivery.
- 3.2. Our prices and the supplies are ex works Kefenrod plus the value added tax prescribed by law. Packing and transport costs and other additional expenses are charged to the buyer.

4. Terms of payment, compensation, retention

- 4.1. If the fixed payment periods are exceeded, we are entitled to claim default interest starting from first day of delay at rate of 5% over the respective basic interest rate of the European central bank and expenses without proof. The proof of further damage remains reserved to us.
- 4.2. Bills of exchange are taken by us only with a special agreement. All expenses and other costs are charged to the buyer. The taking in of bills of exchange and cheques takes place always only in execution.
- 4.3. If a substantial degradation of the financial circumstances of the buyer happens, we are entitled to refuse further supplies until all of our claims whether due or not, are paid or security for them is given.
- 4.4. If a substantial degradation of the financial circumstances of the buyer happens, we are entitled to quit all credits of goods and require the immediate payment of all unpaid goods deliveries. The same is valid if the buyer stops his payments, moves for a judicial agreement, files for bankruptcy proceedings, or if he asks for an agreement out of court. The same is valid if the buyer stops his payments, moves for a judicial agreement, files for bankruptcy proceedings, or if he asks for an agreement out of court.
- 4.5. The buyer can charge or withhold payments only on undisputed or juridical stated demands. In case of the refusal of payments the demand must be based on the same contractual relation.

5. Delivery and delivery times

- 5.1. Periods and dates for delivery are only approximate. We try to deliver as punctually as possible. No claim for damages is entitled to the buyer because of late supply. The execution of delivery presupposes the punctual issue of all necessary permissions and releases as well as the punctual receipt of all documents to be supplied by the buyer. If these conditions are not fulfilled without justifiable reasons, periods and dates extend accordingly.
- 5.2. The period and/or the date are considered set if the shipment is delivered to the dispatch within the agreed period and/or to the agreed date. If dispatching is delayed for reasons of the buyer's responsibility, the period is considered set if we announced the shipment is ready for delivery to the buyer within the agreed period.
- 5.3. If the non-compliance of one period or date is due to force majeure or to other unforeseeable obstacles concerning our factory, which are not justifiable from our side or which took place and/or we received knowledge of the situation after the contract conclusion, then the period and/or the date extend appropriately. This is valid also in cases of unforeseeable events, which have an effect on the enterprises of our pre-suppliers and which neither of them nor from us has to be justified.
- 5.4. If for reasons, which are not due to our responsibility, the delivery does not take place in time or the execution of the delivery is interrupted, disturbed or made more difficult, we can demand replacement of our costs which may result from this.
- 5.5. Partial deliveries are permissible if they are not expressly contradicted.

6. Guarantee

- 6.1. We guarantee that our deliveries are faultless at the time the transition of the risk in the sense of the legal requirements.
- 6.2. The rebuke of defect prescribed due to §§ 377 and 378 HGB (duty for investigation and rebuke) is to report in writing immediately, at the latest within 10 days after receipt of the goods at the place of destination.
- 6.3. In case of a rebuke of defect reported in time or a complaint and an entitled protest the defect products or not as agreed delivered commodities are taken back and replaced by perfect commodities at our expense or, due to our choice, the defects are repaired at our expense.
- 6.4. In case of absence of an assured characteristic the claim for damages is limited on the commodity value, unless rough fault or intent is given.
- 6.5. Further claims of guarantee in the sense of the legal requirements are excluded. In the context of the warranty in particular any costs of freight, packing and/or of the installation of the delivered articles are charged to the buyer.
- 6.6. Goods which are returned for reasons for which WISY bears no responsibility can be accepted after inspection of the returned goods only if the products are unused and are in a visually and technically perfect condition. WISY will always charge 30% of the invoice amount to cover the costs incurred in receiving returned goods.

7. Retention of title

We maintain possession of the sold goods (retention commodities) until complete payment is received, including future demands and additional expenses incurred from the current business relation with the buyer.

The buyer is authorized to resell and/or to process the retention commodities following proper business guidelines. For security purposes, the claims against others as a result of reselling are handed over to us by the buyer in total or at the height of the share of our co-ownership. For security purposes - in case of a delay of payment, a termination of payment, a judicial agreement or bankruptcy proceedings - claims against others from the resale at the height of the original invoice amounts are handed over to us, without demand for a special agreement in individual cases.

8. Folders, designs, models

- 8.1. The reproduction of our folders and designs as well as the rebuilding of our models, also partially, is only permitted with our written permission. For designs, models and other documents, excluded folders, we reserve ourselves the property and copyright. The data in the folders, designs and models concerning performances, load capacities, dimensions, weights and similar data are noncommittal approximate values. We reserve ourselves modifications in measurement and construction due to further technical development.
- 8.2. On the date of publication of the valid price list, all previous price lists are fully superseded and made invalid with respect to their pricing, technical descriptions, explanations and quantified data. Only the currently valid price list is legally valid with respect to the price list contents stated above.

9. Place of delivery, area of jurisdiction

- 9.1. The international competence of the German courts is agreed. Place of delivery is Kefenrod, place of jurisdiction is Friedberg. We reserve ourselves however the right to file a suit at the place of the buyer.
- 9.2. It is valid per the right of the Federal Republic of Germany.

10. Final clauses

- 10.1. In case of legal inefficacy of individual points, the contract remains obligatory in its remaining parts. Any ineffective regulation has to be replaced by new regulations, which join the desired economic success as good as possible.
- 10.2. All contractual agreements require writing. Confirmed correspondence is sufficient.
- 10.3. In case of doubt German Original Text shall prevail.

01.04.2024



WISY AG

Filtration | Building Services | Rainwater

Oberdorfstraße 26
63699 Kefenrod-Hitzkirchen
Germany

Telephone +49 6054 9121 0
Email info@wisy.de
Internet www.wisy.de

Ordering/Billing

Telephone +49 6054 9121 25
E-Mail bestellungen@wisy.de

Technical Support

Telephone +49 6054 9121 78

**Made in Germany –
With WISY you choose quality and
long lasting utility!**

